



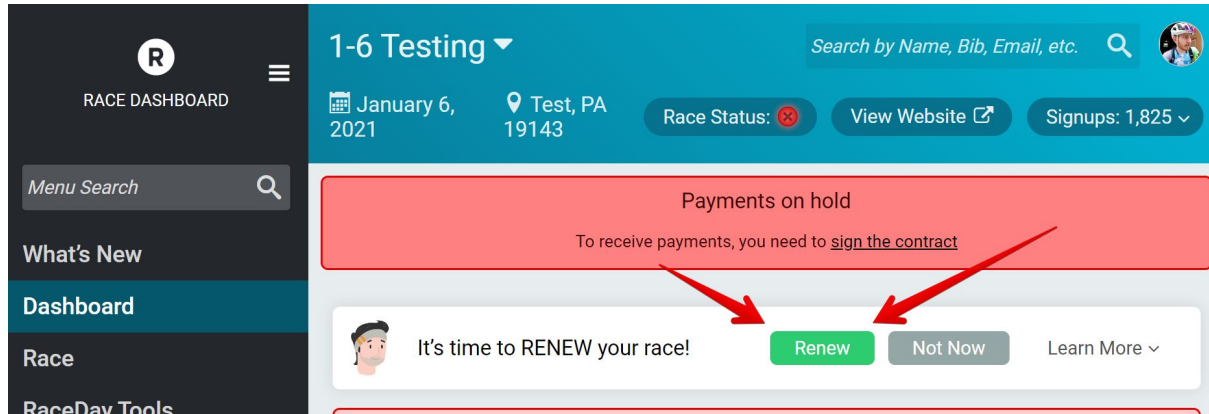
# Race Renewal Setup **RaceDay Scoring**

*December 5, 2023*



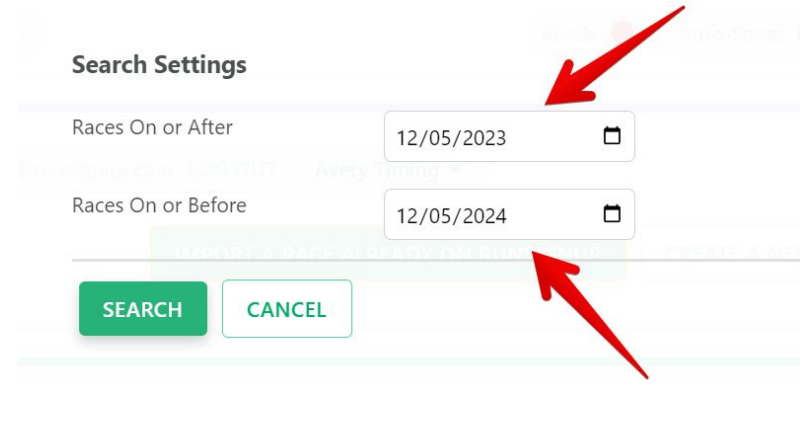
# What is Renewal in RaceDay Scoring?

- The Renewal Function in RaceDay Scoring allows you to take a previously scored Race scoring file and copy it's settings over to the next year of events at RunSignup.
- This saves you the time of having to rebuild the scoring file every year for each Race.
- This process requires:
  - That the Race has already been renewed at RunSignup.
  - A scoring file loaded into RaceDay Scoring from a previous year's Race.



# What is Renewal in RaceDay Scoring?

- If you don't have the old scoring file loaded on this computer, you can import it from a file, or from a cloud backup if you use that feature.
  - To load a previous year's backup file from RunSignup that you do not have loaded in scoring currently, import the Race from RunSignup, but use the date range to bring in last year's events instead of the current year.



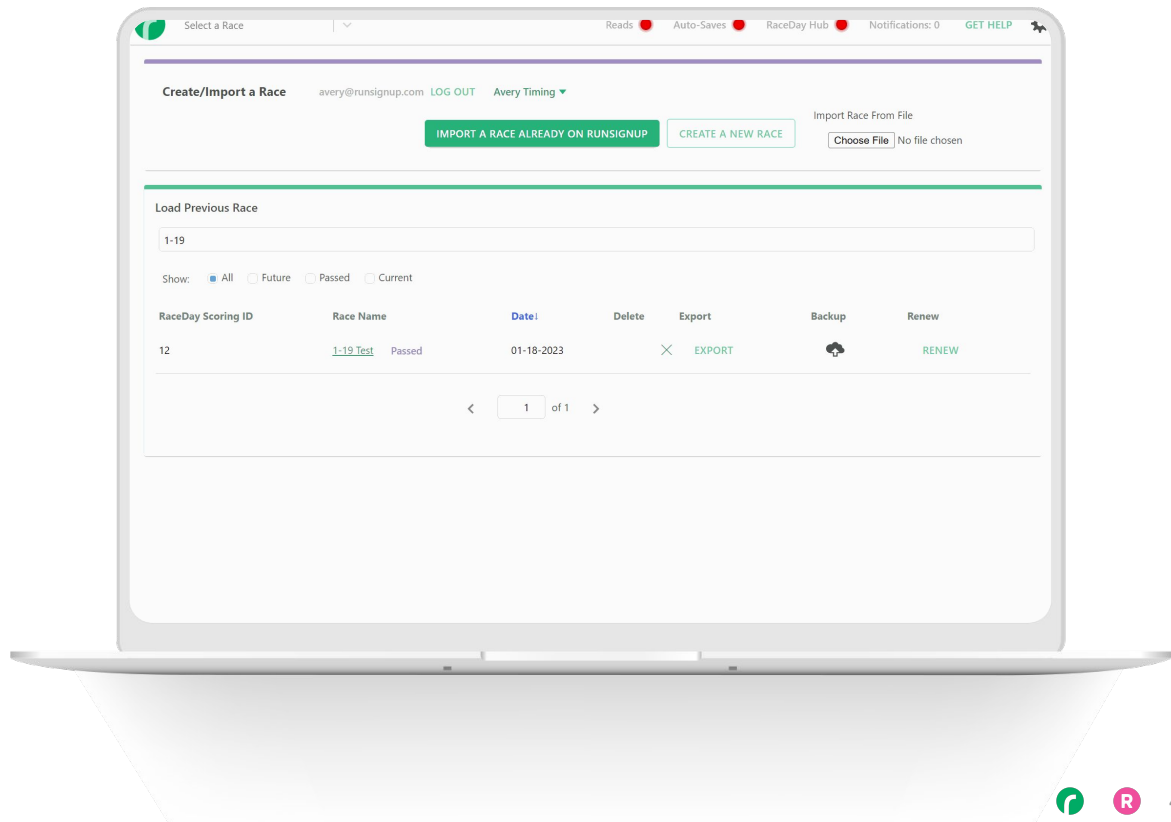
The screenshot shows the 'Search Settings' section of the RaceDay Scoring interface. It contains two date selection fields: 'Races On or After' with the date '12/05/2023' and 'Races On or Before' with the date '12/05/2024'. Each field has a calendar icon to its right. Below these fields are two buttons: a green 'SEARCH' button and a white 'CANCEL' button with a green border. Two red arrows are overlaid on the image: one points to the '12/05/2023' date field, and the other points to the '12/05/2024' date field. Faint background text includes 'Races On or After', 'Races On or Before', 'Import a Race Already on RunSignup', and 'Create a New Race'.

# Scoring File Renewal

Once the registration for a Race has been renewed at RunSignup, you can renew the scoring file in RaceDay Scoring to apply the same scoring setup to the renewed registration file.

This will allow you to “copy” over your scoring setup from previous years and apply it to the new registration information.

Depending on your setup, you may be prompted to map events, questions, corrals, group types etc...



# Renewing a Race in RaceDay Scoring

Create/Import a Race

IMPORT A RACE ALREADY ON RUNSIGNUP

CREATE A NEW RACE

Import Race From File

Choose File

No file chosen

Load Previous Race

the rac

☐ Hide passed races

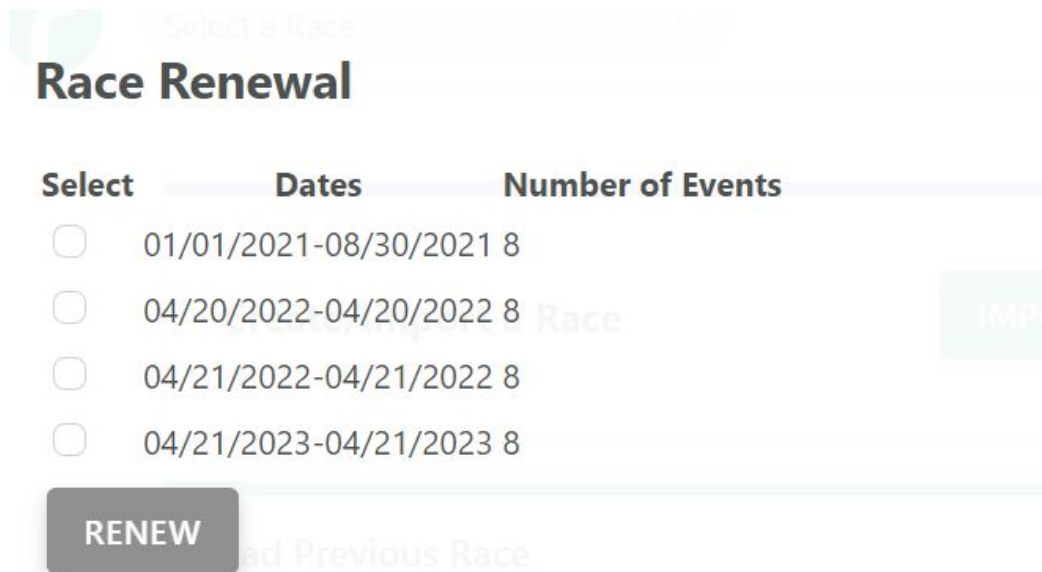
RaceDay Scoring ID	Race Name	Date	Delete	Export	Backup	Renew
33	<a href="#">"The Race"</a> Passed	07-20-2020	×	EXPORT		RENEW

PREVIOUSNEXT



# Renewing a Race in RaceDay Scoring

- Items like Timing Locations, Streams, Segments, Reports, Age Groups, Top Finishers, Reports, etc... will all be copied to the new year.
  - Reads will be removed, and Participants replaced with the new Participant data.



The screenshot shows a 'Race Renewal' dialog box. At the top, there is a title bar with 'Select a Race' and 'Renew' buttons. Below the title bar, the text 'Race Renewal' is displayed. A table with four columns is shown: 'Select', 'Dates', and 'Number of Events'. The 'Select' column contains four radio buttons. The 'Dates' column contains four date ranges. The 'Number of Events' column contains the number '8' for each row. At the bottom of the dialog, there is a 'RENEW' button and a link labeled 'Load Previous Race'.

Select	Dates	Number of Events
<input type="radio"/>	01/01/2021-08/30/2021	8
<input type="radio"/>	04/20/2022-04/20/2022	8
<input type="radio"/>	04/21/2022-04/21/2022	8
<input type="radio"/>	04/21/2023-04/21/2023	8

**RENEW** [Load Previous Race](#)

# Renewing a Race in RaceDay Scoring

- We do require you to map any variable fields that could change year over year.
  - Specifically, things like Corrals, Team Types, Custom Questions are things that typically can change when a Race renews, so you must map what is used in the old setup with what is in the new year version of the Race. **This is critical if you use RunSignup Custom Question Responses to drive Top Finisher Categories or Report Filters.**

Events

From	To
Climb to the Moon	Climb to the Moon
Run Across the Country	Run Across the Country
Push Up Challenge	Push Up Challenge
Hot Dog Eating Contest	Hot Dog Eating Contest
Challenge Bundle	Challenge Bundle
VIRTUAL	VIRTUAL
Do Stuff!	Do Stuff!

SAVE

Events

From	To
15K Run	15K Run
5K Run/Walk	5K Run/Walk

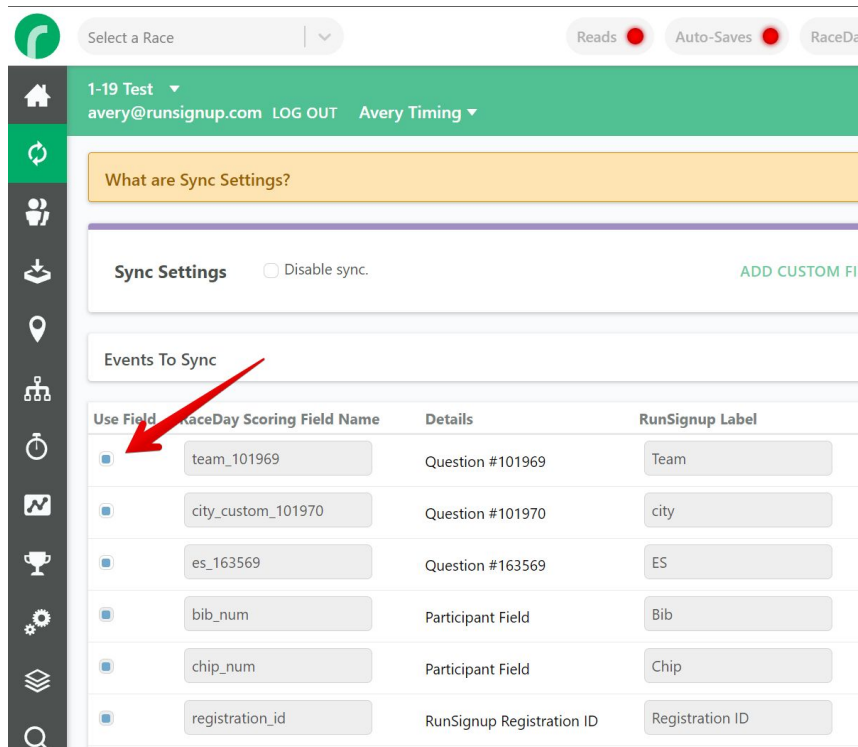
Group Types

From	To
Running Club / Group Team	Running Club / Group Team
Charleston Running Club Member	Charleston Running Club Member

SAVE

# Renewing a Race in RaceDay Scoring

- After renewing a scoring file, the previous year's questions will be present in the Sync Settings area, even if the question was deleted for the new year's registration. You can uncheck the "Use Field" box here to remove the question from the interface to avoid confusion.
- The IDs are sequential, so you can tell which questions are older by looking at the lower IDs.



The screenshot shows the RaceDay Scoring interface. At the top, there's a header with a green bar containing a home icon, a refresh icon, and a user profile section for '1-19 Test' with email 'avery@runsignup.com' and a 'LOG OUT' button. Below the header, there's a green bar with '1-19 Test' and a dropdown arrow. To the right of the header, there are three status indicators: 'Reads' (red dot), 'Auto-Saves' (red dot), and 'RaceDay' (red dot). Below the header, there's a yellow box with the text 'What are Sync Settings?'. Below that, there's a section titled 'Sync Settings' with a checkbox labeled 'Disable sync.' and a green button labeled 'ADD CUSTOM FI'. Below the 'Sync Settings' section, there's a table titled 'Events To Sync'. The table has four columns: 'Use Field', 'RaceDay Scoring Field Name', 'Details', and 'RunSignup Label'. The table contains six rows of data. A red arrow points to the 'Use Field' checkbox for the first row, which is checked.

Use Field	RaceDay Scoring Field Name	Details	RunSignup Label
<input checked="" type="checkbox"/>	team_101969	Question #101969	Team
<input checked="" type="checkbox"/>	city_custom_101970	Question #101970	city
<input checked="" type="checkbox"/>	es_163569	Question #163569	ES
<input checked="" type="checkbox"/>	bib_num	Participant Field	Bib
<input checked="" type="checkbox"/>	chip_num	Participant Field	Chip
<input checked="" type="checkbox"/>	registration_id	RunSignup Registration ID	Registration ID



DEMO TIME!!





# Timer Activities



**2023**

## Timer Survey

Debrief Webinar on January 9



ALAN JONES  
**Timer of the Year  
Award**  
2024

Announcing winner during Timer Tour



# Come Join Us!

 RunSignup  
**TIMER TOUR**  
2024



Technology update and time with RaceDay team and peers in the industry.

- Houston, TX January 16, 2024
- Charlotte, NC February 6, 2024
- Detroit, MI February 13, 2024
- Denver, CO February 27, 2024

2-7pm, complimentary drinks and light dinner provided.



# Thank You For Joining Us Today

*For more information, visit us online at [runsignup.com](https://runsignup.com).*

