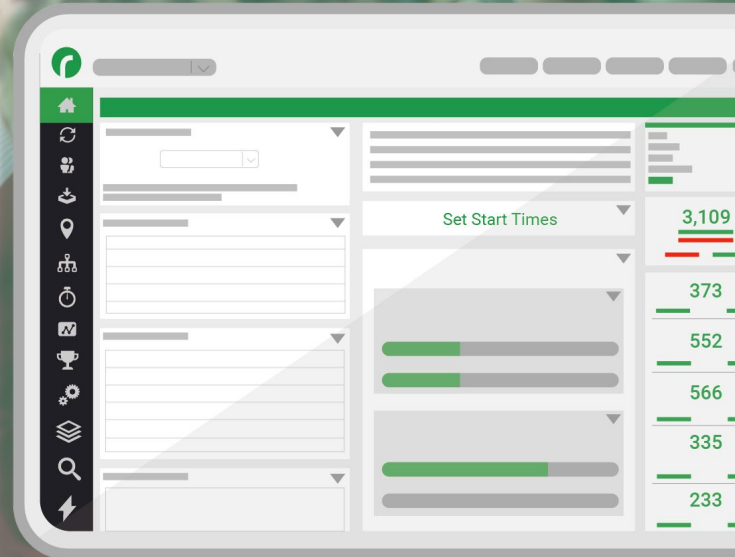


RaceDay Scoring Cross Country Best Practices

*Presented by Matt Avery
August 19th, 2025*





Today's Agenda

Setup, best practices, and changes/fixes coming soon.

- Creating a Race
- Scored Events
- Team Types
- Team Scoring Setup
- Report customization/building/publishing
- Streams
- Timing Locations
- Importing Participants/Teams
- External Results ([Athletic.NET](#)/MileSplit/TFRRS)



Creating a Race

For XC Scoring

- Open RaceDay Scoring
- If on RunSignup, import from there
- If not, create new Race, publish to RunSignup if you want online results.
 - Local Races can be edited after setup by going to Sync Settings Sync > Edit Race.
- Create Registration Events for each “Race” that has a separate start time .



Scored Events

For Cross Country

- Open Race, go to Scored Events > Quick Setup
- Typically, one Scored Event is set up for each distinct start time ("Race" in XC lingo). Usually something like "Varsity Boys", "Varsity Girls", "JV Boys", "JV Girls" as each of these start at different times.
 - You could set up separate scored events for each start time if you prefer.
 - Boys and Girls that run together can be included in the same scored event, and separated out in scoring later.



Team Types

For Cross Country

- Should be set up for small school/large school or division breakouts (D1/D2/D3/NAIA) **if they are racing together.**
- **If you don't have any of these, just create one Team Type (called "Teams")**
- If you don't create a Team Type, you can do it while importing your participants.
- **You do not want to create JV/Varsity Team Types**, because you then have to create JV and Varsity versions of each school, which is not necessary.
- You have to say which Scored Events each Team Type is available for when setting them up, which is why **setting up Scored Events should be done first.**



Team Scoring

For Cross Country

After the initial Scored Event setup, go into each Scored Event and set up Team Scoring. This setup is made easier if you have less scored events, hence our recommendation to create as few scored events as possible.

Select a Race

Template Invitational (Time Zone: America/Chicago)

LOG IN

74:07:10

Scored Events

ADD SCORED EVENT

SAVE

1A-4A Varsity Boys

Basic Info

Scored Event Name: 1A-4A Varsity Boys

Event Distance: 3 Miles

Unit: Miles

Pace Type: Min/Mile

Min Elapsed Finish Time Allowed: HH:MM:SS - MS

Included Registration Events - 3Miles

Should Reports be Sorted by Clock Time or Chip Time?

Allow Pre-Gun/Coral Times

Require Chip Start Time

Exclude Chip Time when generating default reports?

Team Scoring Not Enabled. This Scored Event is associated with one or more Team Types (1A-4A).

Times

Approximate Start Time

Date: 08/15/2025

Time of Day (HH:MM:SS.sss): 08:15:00:000 AM

Actual Start Time

Date: 08/15/2025

Time of Day (HH:MM:SS.sss):

SET TO CURRENT TIME

CLEAR

Scored Event Team Scoring

1A-4A Varsity Boys Team Scoring

SAVE

Default Team Scoring Options

Team Scoring Type: Aggregate

Use Cross Country Scoring: ☒ Yes ☐ No

Separate Report Sections By Gender: ☒ Female ☐ Male ☐ Non-Binary

Enable Tier-Two Scoring: ☐ Yes ☒ No

Tie Breaker Rule: NFHS Rules (Best Next w/ Rule 5 Tie Breaker)

Team Time Display: Show Total Time

Team Scoring Depth: By Scored Event

Team Type specific rules can be set up on the Age Groups/Team Types page.

	Scoring Depth	Displacement Through
Scored Event Depth	5	7

Allow Under Minimum To Displace: ☐

Minimum Number for Ghosted Participants:

Qualifier Event: ☐ Yes ☒ No

Most Common XC Setup

1A-4A Varsity Boys Team Scoring SAVE

Default Team Scoring Options

Team Scoring Type Aggregate

Use Cross Country Scoring ☒ Yes ☐ No

Separate Report Sections By Gender ☐ Yes ☒ No

Enable Tier-Two Scoring ☐ Yes ☒ No

Tie Breaker Rule NFHS Rules (Best Next w/ Rule 5 Tie Breaker)

Team Time Display Show Total Time

Team Scoring Depth By Scored Event

Team Type specific rules can be set up on the Age Groups/Team Types page.

	Scoring Depth	Displacement Through
Scored Event Depth	5	7

Allow Under Minimum To Displace ☐

Minimum Number for Ghosted Participants

Qualifier Event ☐ Yes ☒ No

- Team Scoring Type: Aggregate
- Use Cross Country Scoring: Yes

All the other settings are typically left to the defaults.

Your event may need to tweak certain things, like the tiebreaker rules for college meets, for example.

••• Less Commonly Used Settings

Team Scoring Type - Aggregate

Use Cross Country Scoring - Yes

Separate Report Sections by Gender

- This will automatically create separate sections for each gender within this SE.
- **Yes** if this SE has a mixture of boys and girls and you want to score them separately.
- **No** if this SE only has boys or only has girls, or if you want them to be combined.

Tie Breaker Rule - Depends.

- If NCAA, use that rule

Team Time Display - User Preference

- Does not impact scoring, shows the total or average time of team in some reports.

Team Scoring Depth - Depends

- **Scored Event** unless you have multiple Team Types that have different scoring rules.
- Example - club XC race where Open is score through 5/7, but Masters is through 3 and 5, and they are running together.

Scored Event Depth

- Typically Score through 5, displace through 7.

Allow Under Minimum to Displace

- Off unless you know you need to allow teams to score that have not met the Scoring Depth minimum.

Minimum Number for Ghosted Runners

- Off unless the race allows for teams to have ghosted runners added to teams that have not met the minimum required. Their time will be equivalent to the last place finisher in their event.

Qualifier Depth

- Off unless the meet is a qualifier race, where X teams and Y individuals not on qualifying teams advance to the next meet. Need to add Qualifier column to any reports you want to show this data in.

Tier 2 Scoring

- This will automatically create new report sections for "Tier2" athletes on each team. This is commonly used for automatic Varsity/JV distinctions.

When to Separate by Gender?

Scored Event Team Scoring

6A Varsity Team Scoring SAVE

Default Team Scoring Options

Team Scoring Type: Aggregate

Use Cross Country Scoring

Separate Report Sections By Gender

☒ Female ☒ Male ☐ Non-Binary

Enable Tier-Two Scoring: ☐ Yes ☒ No

Tie Breaker Rule: Best Next Finisher

Team Time Display: Show Average Time

Team Scoring Depth: By Team Type

Team Type specific rules can be set up on the Age Groups/Team Types page.

Only needed if you are running Male/Female/Non-Binary participants together in a single Race and want to split reports by Gender. This will create multiple Report Sections in the Default Report for this Scored Event, and when you publish results online, it will create separate Result Sets for each Report Section.

- This setting can cause some confusion.
- It should **only be used if you are running more than one gender together in a single Race.**
- It will **automatically set up multiple report sections, each filtered by gender**, whenever you add a single Report Section.
- **If you have separate start times for Boys and Girls, or you have separate Scored Events set up for Boys and Girls, do not use this setting!**

When to use Qualifiers?

Scored Event Team Scoring

1A-4A Varsity Boys Team Scoring

SAVE

Default Team Scoring Options

Team Scoring Type: Aggregate

Use Cross Country Scoring: ☒ Yes ☐ No

Separate Report Sections By Gender: ☐ Yes ☒ No

Enable Tier-Two Scoring: ☐ Yes ☒ No

Tie Breaker Rule: NFHS Rules (Best Next w/ Rule 5 Tie Breaker)

Team Time Display: Show Total Time

Team Scoring Depth: By Scored Event

Team Type specific rules can be set up on the Age Groups/Team Types page.

	Scoring Depth	Displacement Through
Scored Event Depth	5	7

Allow Under Minimum To Displace: ☐

Qualifier Event

These settings are typically used for championship events, where you need to say the X teams and Y individuals not on qualifying teams will qualify for the next round. Usually, this would only ever be used for an event like a State or Regional championship.

Qualifier Depth: Individual Qualifiers Based on Finish Position: ☐

Note: The "Team Qualifier" column will not be included in reports when you enable this setting. You must manually add this column to reports after enabled.

- This is another setting that we have found some users mistakenly enable.
- It is **only** used for championship style events, where you need to mark some teams and individuals as qualifiers for the next round, like States or Regionals.

Team Scoring Rules Tips

Confirm Rebuild of Reports

The following reports must be deleted prior to saving the new Scored Event Team Scoring Options. If you do not wish to delete these reports, select Go Back and edit the reports directly for the desired change in settings.

- Girls 5k Finish List - (System will Rebuild)

DELETE AND CONTINUE **GO BACK**

Apply Team Type Scoring Options

Please select from the following options:

- ☒ **Apply Scoring Rules to All Team Types**
Updates scoring rules on all team types for this scored event.
- ☐ **Add Scoring Rules to Team Types Without Scoring Rules**
Adds scoring rules to team types for this scored event where existing rules not set.
- ☐ **Make No Changes to Team Types**
The following team types will be affected:
 - 1A-4A

Important: Team reports will combine all team types by default. To separate reports by team type, choose one of these options:

- Edit the default report and adjust the team type filter to show only one team type
- Create separate reports for each team type
- Add sections within the same report for different team types

For detailed instructions, [see our guide on separating reports by team type](#)

UPDATE TEAM TYPES **CANCEL**

This may take a moment to complete for team types.

- Saving Team Scoring will delete any custom reports and will regenerate default reports, which is why **setting up Scored Events and Team Scoring Rules should be completed before customizing/adding Reports.**
- Saving Team Scoring Rules lets you copy the rules at the Scored Event level to all Team Types that are associated with that Scored Event, which is why you want to have the Team Types set up after Scored Events, then set up Team Scoring Rules.

Scored Event vs. Team Type Scoring Rules

Select a Race

Reads Auto-Saves RaceDay Hub Data Issues: 0 Notifications: 17 GET HELP

Scoring Rules

☐ Clear Scoring Rules

Scoring Type: Aggregate

Set by Scored Event: ☒ Yes ☐ No

Use Cross Country Scoring: ☒ Yes ☐ No

Enable Tier Two Scoring: ☐ Yes ☒ No

Score Teams By: Total Time

Tie Breaker Rule: Head To Head - NCAA

Team Time Display: Show Average Time

Team Scoring Depth: By Team Type

Depth to Score: 5

Displacement Through: 7

Tier-2 Start Depth:

Tier-2 Depth to Score:

Tier-2 Displacement Through:

Allow Under Minimum To Displace: ☐ Yes ☒ No

Minimum Number for Ghosted Runners:

Ghosted Runner Rule: ☐ Last Overall Score ☒ Last Team Member Score

Team Qualifier Depth:

Individual Qualifier Depth:

Individual Qualifiers Based on Finish Position: ☐ Yes ☒ No

Male Members: 0

Maximum Number of Male Members:

Minimum Number of Female Members: 0

Maximum Number of Female Members:

Age Rules

Require Age Range Selection: ☐ Yes ☒ No

PREVIOUS DELETE CANCEL SAVE NEXT

- You may customize the scoring rules at the Team Type level after setting up your Scored Event rules, but it is not enough to just add Team Type settings, you **must setup Team Scoring at the Scored Event level in order for you to be able to add Team Reports!**
- You may want to customize scoring rules at the Team Type level if you have a Race where you need **different scoring rules within a single Scored Event.**
- For example, if the Masters teams are scored through 3 and 5 instead of 5 and 7, but they run together with the Open teams.

Reports

For Cross Country

XC Team Types Test
avery@runsignup.com LOG OUT Avery Timing

Report Title
Girls 5k Finish List

Add a Report Section
1. Events to Include
Girls 5k x
2. Columns to include
Default
EDIT TEMPLATES
3. What Type of Report Sections to Add
Girls 5k
TEAM DETAIL
DUAL MEET TEAM DETAIL
TEAM SUMMARY
TEAM FINISHER LIST
TFRRS
MILESPILT
PRE RACE LIST
TEAM ROSTERS
ALL PARTICIPANTS
AGE GROUP SECTION
CLOSE FINISH

Report Sections - Drag and Dro
Girls 5k — Overall List
TEAM TYPE: TEAMS
Custom Section Header: EDIT
Section Title: Girls 5k — Overall List Re
Edit Columns
Add Columns
Filters & Sorts

- RaceDay Scoring **only creates “Team Finisher List”** Reports by default for XC. These will list all participants that are a part of a team.
 - Auto-saving this single Report to RunSignup **creates the Team Standings and individual results for you.**
 - Team Finish List Reports have access to the “Athletic.NET” export function. **We do not support Athletic.LIVE at this time.**
 - Unattached Runners
 - There is a setting to **allow Unattached Runners** in the Filters & Sorts panel. Check this box to show unattached runners in the results.

Filters & Sorts

Sorting
Default sort:
Entire Race clock time (ms)
Override Sort
Select...
Scoring Filters
Number of Places to Show

☐ Show Non-Starters ☐ Show Non-Finishers ☐ Include Participants Without A Bib Number ☐ Allow Unattached Participants
ADD PARTICIPANT SCORING FILTER
Display Filters

Team Finisher List

A Ranking of Participants who are
Members of a Team
(Excludes non Team Members)
Needed for RSU Results!

CSAC Cross Country Championships - Men's 8K Finish List

First Name

Last Name

Bib

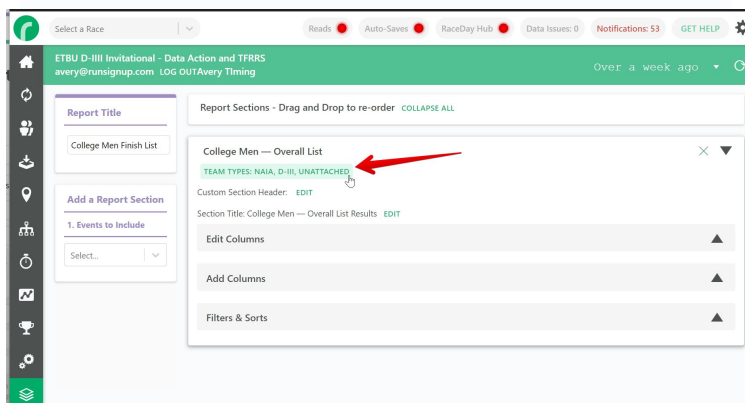
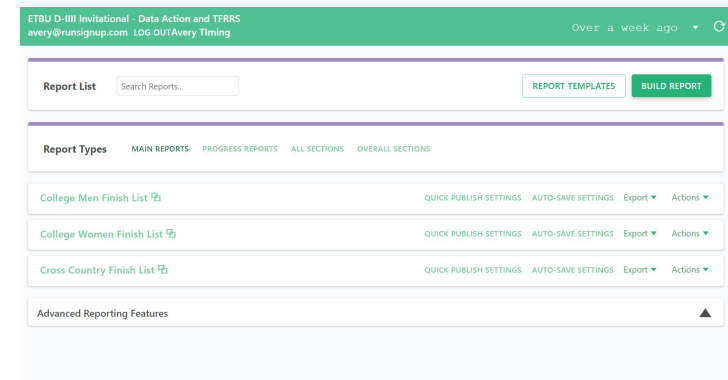
PRINT

EDIT

Men's 8K Overall Team Finish List-College

Place	Bib	Name	Year	Team Name	Score	Team Score	Team Place	Clock Time	Pace
1	3194	Rafe Williams	FR	Bryn Athyn	1	80	4	30:47.02	6:12
2	3239	Cameren Brice	SR	Keystone	2	56	1	30:47.12	6:12
3	3283	Isaac Gale	SO	Valley Forge	3	60	3	32:12.51	6:29
4	3211	Nicholas Palladino	FR	Cairn	4	94	5	33:27.75	6:44
5	3288	Brett Knudson	JR	Valley Forge	5	60	3	33:28.31	6:44
6	3195	Declan Williams	FR	Bryn Athyn	6	80	4	33:43.07	6:47
7	3235	Luke Tice	SO	Clarks Summit	7	60	2	33:55.16	6:49
8	3232	Matthew Ford	SR	Clarks Summit	8	60	2	34:08.16	6:52
9	3243	Nick Luzzo	FR	Keystone	9	56	1	34:10.83	6:53
10	3245	Corey Scochin	FR	Keystone	10	56	1	34:21.98	6:55
11	3264	Tyler Monzo	FR	St. Elizabeth	11	145	6	34:58.36	7:02
12	3231	Ben Carver	SO	Clarks Summit	12	60	2	35:47.29	7:12
13	3287	Aaron Jackson	FR	Valley Forge	13	60	3	36:04.79	7:15
14	3230	Matthew Ames	SR	Clarks Summit	14	60	2	36:05.92	7:16
15	3192	Mike Jones	SR	Bryn Athyn	15	80	4	36:37.99	7:22
16	3289	Alex Rosario	FR	Valley Forge	16	60	3	36:49.08	7:24
17	3241	Jacob Fraizer	SR	Keystone	17	56	1	36:59.16	7:26

Team Finisher List Reports



- By default, **we create a Team Finisher List Report for each Scored Event** you have set up.
- By default, we **combine all Team Types** into each Report.
- If you need separate reports broken out by Team Type, you **should delete the default reports and add custom ones, where you only include the Team Types you want in each Report.**
- To the left, you can see which Team Types are included in a Team Report at the top, and click into it to edit which Team Types are included.



Select a Race | ▾

Reads ●

Auto-Saves ●

RaceDay Hub ●

Data Issues: 108

Notifications: 0

[GET HELP](#)



CSAC Cross Country Championships ▾
avery@runsignup.com LOG OUT Avery Timing ▾

Over a week ago ▾



Report List

[REPORT TEMPLATES](#)[BUILD REPORT](#)

Report Types

[MAIN REPORTS](#)[PROGRESS REPORTS](#)[ALL SECTIONS](#)[OVERALL SECTIONS](#)[TEAM TYPE SECTIONS](#)[TEAM SECTIONS](#)[Men's 8K Finish List](#) [QUICK PUBLISH SETTINGS](#)[AUTO-SAVE SETTINGS](#)[Live Results Links ▾](#)[Export ▾](#)[Actions ▾](#)[Mens Print](#) [AUTO-SAVE SETTINGS](#)[Export ▾](#)[Actions ▾](#)[Team Detail](#) [AUTO-SAVE SETTINGS](#)[Export ▾](#)[Actions ▾](#)[Team Summary](#) [Export ▾](#)[Actions ▾](#)[Women's 6K Finish List](#) [QUICK PUBLISH SETTINGS](#)[AUTO-SAVE SETTINGS](#)[Live Results Links ▾](#)[Export ▾](#)[Actions ▾](#)[Advanced Reporting Features](#)

Report Title

Test

Add a Report Section

1. Events to Include

Select...

College Women

College Men

Cross Country

XC Team Types Test
avery@runsignup.com

LOG OUT Avery Timing

Report Title

Girls 5k Finish List

Add a Report Section

1. Events to Include

Girls 5k x v

2. Columns to include

Default v

EDIT TEMPLATES

3. What Type of Report Sections to Add

Girls 5k

TEAM DETAIL
DUAL MEET TEAM DETAIL
TEAM SUMMARY
TEAM FINISHER LIST
TFRRS
MILESPLOT
PRE RACE LIST
TEAM ROSTERS
ALL PARTICIPANTS
AGE GROUP SECTION
CLOSE FINISH

Report Sections - Drag and Dro

Girls 5k — Overall List

TEAM TYPE: TEAMS

Custom Section Header: EDIT

Section Title: Girls 5k — Overall List R

Edit Columns

Add Columns

Filters & Sorts

Report Team Type

Select the team type(s) for report section.

NAIA
D-III
Unattached

CTRL KEY + Mouse Click for Multi-Selection

SELECT

CANCEL

Team Types Per Report Section

Selecting multiple team types will combine teams into a single scored report section.

Select one team type per report section if team types are not scored together.

Team Finisher List

Setting up RSU Results

Report List

[REPORT TEMPLATES](#) [RESULT SET MANAGEMENT](#) [BUILD REPORT](#)

Report Types [MAIN REPORTS](#) [PROGRESS REPORTS](#) [ALL SECTIONS](#) [OVERALL SECTIONS](#) [TEAM TYPE SECTIONS](#) [TEAM PRE RACE LIST SECTIONS](#)

[Dual Meet Summary](#)

[Men's 8K Finish List](#) [QUICK PUBLISH SETTINGS](#) [AUTO-SAVE SETTINGS](#) [Live Results Links](#) [Export](#) [Actions](#)

[Mens Print](#) [AUTO-SAVE SETTINGS](#) [Export](#) [Actions](#)

[Rosters](#) [Export](#) [Actions](#)

[Women's 6K Finish List](#) [QUICK PUBLISH SETTINGS](#) [AUTO-SAVE SETTINGS](#) [Live Results Links](#) [Export](#) [Actions](#)

Advanced Reporting Features

Auto-Save Settings: Men's 8K Finish List

RunSignup Results

Existing RunSignup Result Set ID

New Result Set

RunSignup Result Set Title

Men's 8K Overall Team Finish List-College

Scored Event

Men's 8K

Pace Display

Time per Mile

Set from Timer Dashboard > Settings > Timer Info

Questions Contact Email

avery@runsignup.com

Results Timer Name

Avery Timing

Results Timer URL

Questions Contact URL

These fields are updated each time you login to RunSignup in RaceDay Scoring. If you want changes applied, you can log out/in using the link in the green Race toolbar to force an update.

Disabled Result Notifications

☐ Yes - Disable result notifications.

Should Cumulative Times/Places be used for Splits?

☐ Yes - Send Cumulative Times/Places

Split: Split

☒ Send to RunSignup

Custom Field: Year

Send as Arbitrary Text

Custom Field: Team Name

Send as Arbitrary Text

Custom Field: Score

Send as Arbitrary Text

Custom Field: Team Score

Send as Arbitrary Text

Custom Field: Team Place

Send as Arbitrary Text

[SHOW ADVANCED OPTIONS](#)

[ADD STREAM](#) [CANCEL](#)

Auto-Save to File

[SAVE SETTINGS](#) [CANCEL](#)

Team Finisher List

RSU Results Display

Results For CSAC Cross Country Championships Bryn Athyn, PA 19009													Back to Race Website X
Questions About Results? Get in touch!													
<div>Individual Results</div> <div>Team Results</div>													
<div>2021</div> <div>Men's 8K Finish List-College</div> <div>All Results</div> <div>Detailed View</div>													
<div>Search by name, bib number, town, etc...</div> <div>🔍</div> <div>📄</div> <div>📄</div> <div>+</div> <div>🔄</div>													
Place	Bib	Name	Year	Team Name	Score	Team Score	Team Place	Clock Time	Pace	Group/Team Name			
1	3194	R afe Williams	FR	Bryn Athyn	1	80	4	30:47.1 📺 Video	6:12	Bryn Athyn	📄	📄	
2	3239	C ameren Brice	SR	Keystone	2	56	1	30:47.2 📺 Video	6:12	Keystone	📄	📄	
3	3283	I saac Gale	SO	Valley Forge	3	60	3	32:12.6 📺 Video	6:29	Valley Forge	📄	📄	
4	3211	N icholas Palladino	FR	Cairn	4	94	5	33:27.8 📺 Video	6:44	Cairn	📄	📄	
5	3288	B rett Knudson	JR	Valley Forge	5	60	3	33:28.4 📺 Video	6:44	Valley Forge	📄	📄	
6	3195	D eclan Williams	FR	Bryn Athyn	6	80	4	33:43.1 📺 Video	6:47	Bryn Athyn	📄	📄	
7	3235	L uke Tice	SO	Clarks Summit	7	60	2	33:55.2 📺 Video	6:49	Clarks Summit	📄	📄	

Team Results For CSAC Cross Country Championships Bryn Athyn, PA 19009													Back to Race Website X
Have questions about results? Look here Ask a question													
<div>Individual Results</div> <div>Team Results</div>													
<div>2022 - Men's 8K-College</div> <div>🔍</div>													
Last loaded: 8/6/2024, 9:56:18 AM													
TEAM	PLACE	SCORE	CLOCK TIME	PACE	FINISHER 1	FINISHER 2	FINISHER 3	FINISHER 4	FINISHER 5	FINISHER 6	FINISHER 7		
Valley Forge	1	28	2:28:29.7	29:52	2	4	6	7	9	17	20		
Clarks Summit	2	65	2:45:14.8	33:15	8	12	13	14	18				
Cairn	3	68	2:44:18.7	33:03	5	11	15	16	21	30			
Bryn Athyn	4	82	2:48:16.8	33:51	1	10	22	24	25	26	28		
Rosemont	5	101	3:07:39.3	37:45	3	19	23	27	29				
Keystone	INC				<5	<5	<5						
St. Elizabeth	INC				<5	<5	<5	<5					

Team Finisher List RSU Results Display

Have questions about results? [Look here](#) [Ask a question](#)

Individual Results Team Results

2022 - Men's 8K-College

Last loaded: 8/6/2024, 9:56:18 AM

TEAM	PLACE	SCORE	CLOCK TIME	PAGE	FINISHER 1	FINISHER 2	FINISHER 3	FINISHER 4	FINISHER 5	FINISHER 6 (3)	FINISHER 7 (3)
Valley Forge	1	28	2:28:29.7	29:52	2	4	6	7	9	17	20
Clarks Summit	2	65	2:45:14.8	33:15	8	12	13	14	18		
Cain										30	
Bryn Athyn									25	26	28
Rosemont									29		
Keystone											
St. Elizabeth											

Page 1 of 1

TEAM MEMBER RESULTS: VALLEY FORGE

TEAM PLACE	PLACE	MEMBER SCORE	NAME	YEAR	BIB	CLOCK TIME	AVG. PACE
1	2	2	Ricardo Nunez	FR	183	28:19.5	5:42
2	4	4	Isaac Gale	JR	175	29:08.3	5:52
3	6	6	Nate Gale	FR	176	29:50.2	6:00
4	8	7	Paul Nadrowski	FR	182	30:06.0	6:03
5	10	9	Aaron Jackson	SO	177	31:05.9	6:15
6	19	17	Jacob Loomis	FR	181	34:41.1	6:59
7	22	20	Brett Knudson	SR	178	35:17.2	7:06

Close

Results For
CSAC Cross Country Championships
Bryn Athyn, PA 19009

Back to Results X

Results > Individual Result

Men's 8K - 2022

Add and compare participants

Clear All

Ricardo Nunez
Men's 8K
Male
Team Results: [Valley Forge](#)

Certificate Race Video

BIB 183

Chip Time 28:19.5
Gun Time 28:19.5
Pace 5:42
Overall 2 of 37

Questions About Results?

Year: FR Team Name: Valley Forge 1 Mile Place: 1 1 Mile Time: 5:35.4 4 Mile Place (Cumulative): 2 4 Mile Time (Cumulative): 22:41.8 4 Mile Place: 2 4 Mile Time: 17:06.4

Share this Page

URL: <https://runsignup.com/Race/Results/120873/IndividualResult/bXzp?resultSetId=351716#U65880043>

Results for Valley Forge

Men's 8K-College

 **Place: 1**  **Score: 28**

Clock Time: **Distance:**

2:28:29.7

 Team Trophy Case

Member Results

TEAM PLACE	PLACE	MEMBER SCORE	NAME	YEAR	BIB	CLOCK TIME	AVG. PACE
1	2	2	Ricardo Nunez	FR	183	28:19.5	5:42
2	4	4	Isaac Gale	JR	175	29:08.3	5:52
3	6	6	Nate Gale	FR	176	29:50.2	6:00
4	8	7	Paul Nadrowski	FR	182	30:06.0	6:03
5	10	9	Aaron Jackson	SO	177	31:05.9	6:15
6	19	17	Jacob Loomis	FR	181	34:41.1	6:59
7	22	20	Brett Knudson	SR	178	35:17.2	7:06

[Back to Team Results](#)

Supplemental Reports

For Cross Country

You may want to add additional reports to check in on team standings within RaceDay Scoring. **Only do this after having set up Team Scoring Rules**, so you don't have to rebuild everything after setting that up.

- **Team Rosters**
- **Team Detail Report Section** - Detailed list of Teams with member info.
- **Dual Meet Team Detail** - Generates all combinations of Teams scored head to head with member info.
- **Team Summary Report Section** - Condensed list of Teams without Member Details.
- **TFRRS** - If you are pushing results to TFRRS
- **Milesplit** - If you need to export a report in the format the Milesplit requires.
- **Close Finish** - if you want to check on close finishers to compare to your photo finish system.
 - Can use Raw Reads > Swap Positions to swap the times between two runners to change the result of a close finish.

Team Rosters

Lists all members of all Teams, in alphabetical order.

Bryn Athyn Team Detail

[Top](#)

Last Name	First Name	Bib	Gender	Year	Registration Event
Brock	Jency	3184	F	SO	Women's 6K
DeAngelis	Lily	3185	F	FR	Women's 6K
Duncan	Kaylia	3186	F	JR	Women's 6K
Friesen	Ursula	3187	F	JR	Women's 6K
Lewis	Terrae	3188	F	JR	Women's 6K
Shaw	Natalie	3189	F	FR	Women's 6K
Frazier	Trajan	3190	M	FR	Men's 8K
Homber	Callum	3191	M	FR	Men's 8K
Jones	Mike	3192	M	SR	Men's 8K
Lawing	Magnus	3193	M	FR	Men's 8K
Williams	Declan	3195	M	FR	Men's 8K
Williams	Rafe	3194	M	FR	Men's 8K
York	Aidan	3196	M	FR	Men's 8K

Cairn Team Detail

[Top](#)

Last Name	First Name	Bib	Gender	Year	Registration Event
Chase	Madeline	3197	F	JR	Women's 6K
Eshelman	Aubrey	3198	F	SR	Women's 6K
Koroma	Jeneba	3199	F	SO	Women's 6K
Linares	Tishara	3200	F	JR	Women's 6K
Palladino	Isabella	3201	F		Women's 6K
Petty	Emily	3202	F	FR	Women's 6K

Team Rosters Report

Select a Race

CSAC Cross Country Championships

LOG IN

Report Title

Rosters

Add a Report Section

1. Events to Include

All

2. Columns to include

Default

EDIT TEMPLATES

3. What Type of Report Sections to Add

All

TEAM ROSTERS

FINISHLYNX

PRE RACE LIST

Report Section

No Report Section

You can add a report section here. First select the report section you'd like to add. After adding the report section, you can edit the report title.

CSAC Cross Country Championships - Rosters

First Name

Last Name

Bib

Team Name

Team Bib

PRINT

EDIT

[Bryn Athyn Team Detail](#) [Cairn Team Detail](#) [Cedar Crest Team Detail](#) [Clarks Summit Team Detail](#) [Keystone Team Detail](#) [Notre Dame \(Md.\) Team Detail](#) [Rosemont Team Detail](#) [St. Elizabeth Team Detail](#) [Valley Forge Team Detail](#)

Bryn Athyn Team Detail

Go

Last Name	First Name	Bib	Gender	Year	Registration Event
Brock	Jency	3184	F	SO	Women's 6K
DeAngelis	Lily	3185	F	FR	Women's 6K
Duncan	Kaylia	3186	F	JR	Women's 6K
Friesen	Ursula	3187	F	JR	Women's 6K
Lewis	Terrae	3188	F	JR	Women's 6K
Shaw	Natalie	3189	F	FR	Women's 6K
Frazier	Trajan	3190	M	FR	Men's 8K
Homber	Callum	3191	M	FR	Men's 8K
Jones	Mike	3192	M	SR	Men's 8K
Lawing	Magnus	3193	M	FR	Men's 8K
Williams	Declan	3195	M	FR	Men's 8K
Williams	Rafe	3194	M	FR	Men's 8K
York	Aidan	3196	M	FR	Men's 8K

Cairn Team Detail

Go

Last Name	First Name	Bib	Gender	Year	Registration Event
Chase	Madeline	3197	F	JR	Women's 6K
Eshelman	Aubrey	3198	F	SR	Women's 6K
Koroma	Jeneba	3199	F	SO	Women's 6K
Linares	Tishara	3200	F	JR	Women's 6K
Palladino	Isabella	3201	F		Women's 6K
Petty	Emily	3202	F	FR	Women's 6K
Russell	Carina	3203	F	FR	Women's 6K
Abraham	Jacob	3204	M	SR	Men's 8K
Colgan	Tim	3205	M		Men's 8K
Colon	Weston	3206	M	SR	Men's 8K
Douglass	Samuel	3207	M	FR	Men's 8K
Hamilton	Weston	3208	M	SR	Men's 8K
Jennings	Brian	3209	M		Men's 8K
Keeperts	Joseph	3210	M	SO	Men's 8K
Palladino	Nicholas	3211	M	FR	Men's 8K

Team Rosters Report

Tips

- Add Chip to this Report if you need to make sure Coaches hand out the correct transponder if you are including them in the packets.
- You may consider showing Unattached Runners if you need to prepare a packet for them as well.

All — Pre Race Team Lists ✕ ▼

TEAM TYPE: COLLEGE

Custom Section Header: [EDIT](#)

Section Title: Results [EDIT](#)

Edit Columns ▼

✕

✕

✕

✕

✕

✕

✕

Last NameFirst NameBibChipGenderYearRegistration Event

Drag and Drop to Re-Order

Add Columns ▼


Columns

Last Name ✕First Name ✕Bib ✕Chip ✕Gender ✕Year ✕Registration Event ✕✕▼

Filters & Sorts ▲

Bryn Athyn Team Detail

[Top](#)



Last Name	First Name	Bib	Chip	Gender	Year	Registration Event
Brock	Jency	3184	00000003184	F	SO	Women's 6K
DeAngelis	Lily	3185	00000003185	F	FR	Women's 6K
Duncan	Kaylia	3186	00000003186	F	JR	Women's 6K
Friesen	Ursula	3187	00000003187	F	JR	Women's 6K
Lewis	Terrae	3188	00000003188	F	JR	Women's 6K
Shaw	Natalie	3189	00000003189	F	FR	Women's 6K
Frazier	Trajan	3190	00000003190	M	FR	Men's 8K
Homber	Callum	3191	00000003191	M	FR	Men's 8K
Jones	Mike	3192	00000003192	M	SR	Men's 8K
Lawing	Magnus	3193	00000003193	M	FR	Men's 8K
Williams	Declan	3195	00000003195	M	FR	Men's 8K
Williams	Rafe	3194	00000003194	M	FR	Men's 8K
York	Aidan	3196	00000003196	M	FR	Men's 8K

Printing Team Rosters

Actions > Print Preview > **Page Breaks after Sections: Yes.**

This will print one page per team.

CSAC Cross Country Championships ▾
LOG IN Over a week ago ▾

Report List Search Reports... REPORT TEMPLATES RESULT SET MANAGEMENT BUILD REPORT

Report Types MAIN REPORTS PROGRESS REPORTS ALL SECTIONS OVERALL SECTIONS TEAM TYPE SECTIONS
TEAM PRE RACE LIST SECTIONS

Men's 8K Finish List QUICK PUBLISH SETTINGS AUTO-SAVE SETTINGS Live Results Links ▾ Export ▾ Actions ▾

Mens Print AUTO-SAVE SETTINGS Export ▾ Actions ▾

Rosters Export ▾ Actions ▾

Women's 6K Finish List QUICK PUBLISH SETTINGS AUTO-SAVE SETTINGS Live Results Links ▾ Export ▾

Advanced Reporting Features

Red arrows point to the 'Export' button on the 'Rosters' row and the 'Print Preview' option in the dropdown menu.

PRINT

Orientation Portrait ▾

Page Size Letter ▾

Page Breaks After Sections
Yes ▾

Red arrow points to the 'Yes' button in the 'Page Breaks After Sections' dropdown menu.

Bryn Athyn Team Detail

Last Name	First Name	DOB	Gender	Year	Registration Event
Bloch	Janet	2/24/2	F	200	Women's 8K
Dickgall	Ally	2/20/2	F	192	Women's 8K
Donovan	Kylee	2/20/2	F	200	Women's 8K
Foster	Shirley	2/27/2	F	200	Women's 8K
Lewis	Nicole	2/28/2	F	200	Women's 8K
Olson	Natalie	2/28/2	F	192	Women's 8K
Reiser	Tyler	2/28/2	M	192	Men's 8K
Heister	Colleen	2/21/2	M	192	Men's 8K
James	William	2/22/2	M	192	Men's 8K
Leung	Hilaryann	2/22/2	M	192	Men's 8K
Williams	Declan	2/22/2	M	192	Men's 8K
Williams	Rachel	2/24/2	M	192	Men's 8K
York	Adam	2/26/2	M	192	Men's 8K

Team Detail

A Ranking of Teams with Members
Details Shown

CSAC Cross Country Championships - Team Detail																																																																	
First Name	Last Name	Bib	Team Name	Team Bib	<div>PRINTEDIT</div>																																																												
<div>Women's 6K</div> <div>Women's 6K Cedar Crest Team Detail Women's 6K Clarks Summit Team Detail Women's 6K Cairn Team Detail Women's 6K Valley Forge Team Detail Women's 6K St. Elizabeth Team Detail Women's 6K Notre Dame /Md.'s Team Detail Women's 6K Bryn Athyn Team Detail Women's 6K Keystone Team Detail Women's 6K Rosemont Team Detail</div>																																																																	
<div>Women's 6K Cedar Crest Team Detail</div> <div>Team</div> <div>Team Score: 48Team Average Clock Time: 31:44.14Team Type: College</div> <table><tr><th>Place</th><th>Bib</th><th>Name</th><th>Score</th><th>Clock Time</th><th>Pace</th></tr><tr><td>1</td><td>3218</td><td>Jonquil Loeffelholz</td><td>4</td><td>27:54.06</td><td>7:29</td></tr><tr><td>2</td><td>3216</td><td>Lillie Jones</td><td>7</td><td>31:11.51</td><td>8:22</td></tr><tr><td>3</td><td>3217</td><td>Emily Kern</td><td>9</td><td>31:55.57</td><td>8:34</td></tr><tr><td>4</td><td>3221</td><td>Saige Sterner</td><td>12</td><td>33:06.74</td><td>8:53</td></tr><tr><td>5</td><td>3220</td><td>Jessica Simins</td><td>16</td><td>34:32.83</td><td>9:16</td></tr><tr><td>6</td><td>3222</td><td>Carolyn Weiss</td><td>(18)</td><td>35:05.38</td><td>9:25</td></tr><tr><td>7</td><td>3214</td><td>Christina Alberici</td><td>(28)</td><td>39:08.91</td><td>10:30</td></tr><tr><td>8</td><td>3219</td><td>Joslyn Schwieterman</td><td>> 7</td><td>46:16.52</td><td>12:25</td></tr><tr><td>9</td><td>3215</td><td>Carolina Beverage</td><td>> 7</td><td>48:00.29</td><td>12:53</td></tr></table>						Place	Bib	Name	Score	Clock Time	Pace	1	3218	Jonquil Loeffelholz	4	27:54.06	7:29	2	3216	Lillie Jones	7	31:11.51	8:22	3	3217	Emily Kern	9	31:55.57	8:34	4	3221	Saige Sterner	12	33:06.74	8:53	5	3220	Jessica Simins	16	34:32.83	9:16	6	3222	Carolyn Weiss	(18)	35:05.38	9:25	7	3214	Christina Alberici	(28)	39:08.91	10:30	8	3219	Joslyn Schwieterman	> 7	46:16.52	12:25	9	3215	Carolina Beverage	> 7	48:00.29	12:53
Place	Bib	Name	Score	Clock Time	Pace																																																												
1	3218	Jonquil Loeffelholz	4	27:54.06	7:29																																																												
2	3216	Lillie Jones	7	31:11.51	8:22																																																												
3	3217	Emily Kern	9	31:55.57	8:34																																																												
4	3221	Saige Sterner	12	33:06.74	8:53																																																												
5	3220	Jessica Simins	16	34:32.83	9:16																																																												
6	3222	Carolyn Weiss	(18)	35:05.38	9:25																																																												
7	3214	Christina Alberici	(28)	39:08.91	10:30																																																												
8	3219	Joslyn Schwieterman	> 7	46:16.52	12:25																																																												
9	3215	Carolina Beverage	> 7	48:00.29	12:53																																																												
<div>Women's 6K Clarks Summit Team Detail</div> <div>Team</div> <div>Team Score: 54Team Average Clock Time: 31:11.26Team Type: College</div> <table><tr><th>Place</th><th>Bib</th><th>Name</th><th>Score</th><th>Clock Time</th><th>Pace</th></tr></table>						Place	Bib	Name	Score	Clock Time	Pace																																																						
Place	Bib	Name	Score	Clock Time	Pace																																																												

Dual Meet Team Detail

Each Team Scored Head to Head with Member Details.

Bryn Athyn vs. Valley Forge

Valley Forge

Team Place: 1

[Top](#)

Team Score: 25

Team Average Clock Time: 37:49.60

Team Type: College

Place	Bib	Name	Score	Clock Time	Pace
1	3271	Hannah Kopec	1	25:57.75	6:58
2	3269	Samantha David	2	32:54.00	8:49
3	3272	Madeline Lacourse	5	36:43.85	9:51
4	3270	Caitlyn Fisher	7	44:00.00	11:48
5	3275	Evie Ruiz	10	49:32.44	13:17
6	3273	Vanessa Rodriguez	(11)	49:36.09	13:18

Bryn Athyn

Team Place: 2

[Top](#)

Team Score: 30

Team Average Clock Time: 40:57.05

Team Type: College

Place	Bib	Name	Score	Clock Time	Pace
1	3189	Natalie Shaw	3	35:21.91	9:29
2	3188	Terra Lewis	4	35:32.98	9:32
3	3186	Kaylia Duncan	6	42:27.76	11:23
4	3187	Ursula Friesen	8	44:19.78	11:53
5	3184	Jency Brock	9	47:02.85	12:37

Bryn Athyn vs. Rosemont

Bryn Athyn

Dual Meet Team Summary

Each Team Scored Head to Head against each other Team without Member Details.

Bryn Athyn vs. Keystone Team Summary-College

[Top](#)

Place	Team Name	Team Score	Team Average Clock Time	Team Top Scores
1	Keystone	26	34:41.62	2,4,5,7,8,9,11
2	Bryn Athyn	32	37:44.94	1,3,6,10,12,13

Bryn Athyn vs. Valley Forge Team Summary-College

[Top](#)

Place	Team Name	Team Score	Team Average Clock Time	Team Top Scores
1	Valley Forge	25	35:24.12	2,3,5,7,8,9,13
2	Bryn Athyn	32	37:44.94	1,4,6,10,11,12

Bryn Athyn vs. Cairn Team Summary-College

[Top](#)

Place	Team Name	Team Score	Team Average Clock Time	Team Top Scores
1	Bryn Athyn	27	37:44.94	1,3,4,9,10,12
2	Cairn	28	37:33.52	2,5,6,7,8,11,13

Bryn Athyn vs. St. Elizabeth Team Summary-College

[Top](#)

Place	Team Name	Team Score	Team Average Clock Time	Team Top Scores
1	Bryn Athyn	20	37:44.94	1,2,4,6,7,8
2	St. Elizabeth	38	44:41.67	3,5,9,10,11,12

Bryn Athyn vs. Clarks Summit Team Summary-College

[Top](#)

Place	Team Name	Team Score	Team Average Clock Time	Team Top Scores
1	Clarks Summit	26	35:31.28	3,4,5,6,8,12
2	Bryn Athyn	29	37:44.94	1,2,7,9,10,11

Team Summary

A Ranking of Teams without
Member Details Shown

CSAC Cross Country Championships - Team Summary

Team Name

Team Bib

PRINTEDIT

Report ListTeam Summary

Women's 6K Team Summary-College

Place	Team Name	Team Score	Team Average Clock Time	Team Top Scores
1	Cedar Crest	48	31:44.14	4,7,9,12,16,18,28
2	Clarks Summit	54	31:11.26	1,3,6,17,27,33,39
3	Cairn	63	33:08.97	5,8,13,14,23,26,32
4	Valley Forge	111	37:49.60	2,10,22,36,41,42
5	St. Elizabeth	116	37:40.91	15,21,24,25,31,38
6	Notre Dame (Md.)	148	42:16.83	11,29,30,35,43,44
7	Bryn Athyn	150	40:57.05	19,20,34,37,40
8	Keystone	Incomplete	Incomplete	
9	Rosemont	Incomplete	Incomplete	

Team Spread

- This will show the time difference between the first placed team member and the last placed team member, based on the scoring depth, for each Team in the report.
- Having a low Team Spread is a metric that many teams shoot for.

Boys Varsity Team Summary-Boys Varsity

Place	Team Name	Team Score	Team Total Clock Time	Team Average Clock Time	Team Top Scores	Tie Breaker-Next Score	Qualifier	Team Last Finisher Clock Time	Team Spread
1	High School A BV	27	1:15:23.90	15:04.78	1,2,5,8,11,12,13	12	TM	16:16.09	02:09.62
2	High School B BV	47	1:19:36.82	15:55.36	3,4,9,15,16,17,20	17	TM	17:24.49	02:52.95
3	High School C BV	55	1:21:21.00	16:16.20	6,7,10,14,18,19,21	19		17:45.70	02:35.76

TFRRS Results

- To publish Results to TFRRS, add a Report with at least one TFRRS Report Section.
- Once created, click TFRRS Publish Settings, login to TFRRS, and map all required fields.
- Once set - use the TFRRS Publish Button to submit the results to TFRRS.
- TFRRS Results are a simple manual push - Auto-Saves are not supported.

Does Not Qualify	<input type="text"/>
Drop	<input type="text"/>
Allow pre-gun reads	<input type="text"/>
TFRRS ID	<input type="text" value="DA ID"/>
School Year	<input type="text" value="YEAR"/>
Splash Message	<input type="text"/>
Adjustments	<input type="text"/>
Read Cutoff Time	<input type="text"/>

Does Not Qualify	<input type="text"/>
Drop	<input type="text"/>
Allow pre-gun reads	<input type="text"/>
TFRRS ID	<input type="text" value="DA ID"/>
School Year	<input type="text" value="YEAR"/>
Splash Message	<input type="text"/>
Adjustments	<input type="text"/>
Read Cutoff Time	<input type="text"/>

Bib #1: Test Person - Varsity Boys

RSU Reg ID: Not Synced
RDS Participant ID: 2537
Registration Event: Varsity Boys

REGISTRATION

Scoring Setup

Event: Varsity Boys
☐ Do not auto-fill Chip from Bib.

Bib:

Chip:

Chip 2:

Corral: Select...

Announcer Message:

[AUTO-ASSIGN](#)

Basic

First: →

Last:

DOB:

Age:

Gender: --- Select One ---

Contact

E-mail:

Phone:

SCORING DATA

Address

Street Address:

City:

State: --- Select One ---

Postal Code:

Country: US - United States

Other

Checked In: ☒ Yes ☐ No

Giveaway: --- Select One ---

TFRRS ID:

School Year:

Registration Date:

External Reference ID:

Grade: --- Select One ---

Team Membership [ADD NEW TEAM](#)

Holy Rosary - No. Members: 1

Participant	Event	Remove Member
<u>Test Person-#1</u>	Varsity Boys	<input type="button" value="X"/>

< 1 of 1 >

[ADD TEAM MEMBER](#)

← PREVIOUS
DELETE CANCEL SAVE
NEXT →



Select a Race



RaceJoy

Reads

Auto-Saves

RaceDay Hub

Data Checks

Notifications: 0

GET HELP



1. Events to Include

Primary... x



2. Columns to include

Default



EDIT TEMPLATES

3. What Type of Report Sections to Add

Primary Girls

TEAM DETAIL

DUAL MEET TEAM DETAIL

TEAM SUMMARY

DUAL MEET TEAM SUMMARY

TEAM FINISHER LIST

TFRRS

MILESPLIT

PRE RACE LIST

TEAM ROSTERS

ALL PARTICIPANTS

AGE GROUP SECTION

CLOSE FINISH

Add/Edit Columns

Drag and Drop to Re-Order. Click empty area to add a new column. Type to search for a specific column.

TFRRS Id	First Name	Last Name	Gender	Year	Team Name	Team ID	Bib
TFRRS Time	Place	Score	Team Place	Team Score	Team Type	Team Type Id	

Filters & Sorts

Primary Girls — Overall List

TEAM TYPE: TEAMS

Custom Section Header: EDIT

Section Title: Primary Girls Results EDIT

Add/Edit Columns

Drag and Drop to Re-Order. Click empty area to add a new column. Type to search for a specific column.

TFRRS Id	First Name	Last Name	Gender	Year	Team Name	Team ID	Bib
TFRRS Time	Place	Score	Team Place	Team Score	Team Type	Team Type Id	

Filters & Sorts

IV Boys — Overall List

TEAM TYPE: TEAMS

SAVE

VIEW

CANCEL



Select a Race



RaceJoy

Reads

Auto-Saves

RaceDay Hub

Data Checks

Notifications: 0

GET HELP



Reports updated successfully.

Close

Close All

Report Types

MAIN REPORTS

PROGRESS REPORTS

ALL SECTIONS

OVERALL SECTIONS

TEAM TYPE SECTIONS

Detail

Export Actions

JV Boys Finish List

QUICK PUBLISH SETTINGS

AUTO-SAVE SETTINGS

Live Results Links Export Actions

JV Girls Finish List

QUICK PUBLISH SETTINGS

AUTO-SAVE SETTINGS

Live Results Links Export Actions

Primary Boys Finish List

QUICK PUBLISH SETTINGS

AUTO-SAVE SETTINGS

Live Results Links Export Actions

Primary Girls Finish List

QUICK PUBLISH SETTINGS

AUTO-SAVE SETTINGS

Live Results Links Export Actions

Roster

Export Actions

Test

AUTO-SAVE SETTINGS Export Actions

TFRRS

TFRRS PUBLISH

TFRRS PUBLISH SETTINGS

Export Actions

Varsity Boys Finish List

QUICK PUBLISH SETTINGS

AUTO-SAVE SETTINGS

Live Results Links Export Actions

Varsity Girls Finish List

QUICK PUBLISH SETTINGS

AUTO-SAVE SETTINGS

Live Results Links Export Actions

Advanced Reporting Features



Race for Scored Event: College Women

Name

College Women

Race Gender

Female

Score By Division

Yes

Start Time

08:00 AM

Course Conditions

Good

Weather

Misty Rain

Race Distance

3.72

Miles

Wind

5-10

MPH

Temperature

59

F

Meet Details for Test Invitational (2040)

Name	Test Invitational
Start Date	11/10/2015
End Date	11/10/2015
Meet Venue	Fremont
Address	101 Main
Address 2	
City	Fremont
State	MI
Zip	49412
Host	Fremont
Director	RB
Referee	RB
Timer	RB
Starter	RB

TFRRS Settings



Your Meets on TFRRS

to

Name	Start	End
Test Invitational	2015-11-10	2015-11-10
Demo Meet	2015-11-01	2015-11-01
Just Testing	2015-09-13	2015-09-13
Fall Classic	2015-09-01	2015-09-01

[ADD RESULTS SETTINGS](#)

MileSplit Results

The MileSplit results data requires that for each result, you send the MileSplit Athlete ID and the MileSplit ID for the team they are on.

To accomplish this, the registration spreadsheet you use to create athletes and teams in Race Day Scoring must originate from their site.

For more info, see [this guide](#).

On the right side of the entries page, there is a list of file formats in the "Download all Entries" section. "Download to CSV" is located at the bottom of that list.

Clicking this will automatically download all entries into a CSV file that Race Day Scoring is expecting.

PLANO ISD INVITATIONAL (2 MILE)
 Aug 10, 2024 Hendrick Middle School Plano, TX Timing/Results: Compton Time and Measure
 Teams Entered: 33 Athletes in Individual Events: 915 Events Entered: 922
 Teams Scheduled: 26 Athletes Total: 915
 Teams Total: 59

Download Entries **Show Meet Email** **Close Meet**

Setup **Teams** **Athletes** **Divisions** **Events** **Entries** **Payments** **Import** **Meet Results**

Meet Setup
 Basic Properties
 Meet Name: Plano ISD Invitational (2 Mile) Type: Invitational
 Start Date: 08/10/2024 End Date: 08/10/2024
 Season: Cross Country Meet Venue: Hendrick Middle School
 Host Team: Plano East

Need Help?
 Help / FAQ
 Generate MileSplit Live QR Code

Other Reports
 Payments
 Registration Analytics
 Audit Log

Advanced Options

PLANO ISD INVITATIONAL (2 MILE)
 Aug 10, 2024 Hendrick Middle School Plano, TX Timing/Results: Compton Time and Measure
 Teams Entered: 33 Athletes in Individual Events: 915 Events Entered: 922
 Teams Scheduled: 26 Athletes Total: 915
 Teams Total: 59

Download Entries **Show Meet Email** **Close Meet**

Setup **Teams** **Athletes** **Divisions** **Events** **Entries** **Payments** **Import**

Entries by Event
 GROUP BY: Event GENDER: All
 DIVISION: All

ATHLETE	TEAM	SEED	DATE REGISTERED	PAID
<input type="checkbox"/> ACHALA, ZIADA	The Colony	-	08/07/24 10:32 pm	No
<input type="checkbox"/> Ackerman, Hannah	Melissa	-	07/26/24 11:26 am	No
<input type="checkbox"/> Adams, Ashton	Allen	-	08/02/24 02:59 pm	No
<input type="checkbox"/> Adams, Avery	Allen	-	08/02/24 02:59 pm	No

Delete Unpaid Entries
 Delete Unpaid Entries

Download All Entries
 Download to Hytek
 Download to Hytek (Full Rosters)
 Download to Hytek (Entries & Full Rosters)
 Download to MeetPro
 Download to RaceTab 2
 Download to RaceTab 3
 Download to Raceberry Jam
 Download to LynxPad
 Download to RunnerCalc
 Download to CSV

After you have downloaded the CSV data, open the file using Excel if you want to add additional columns.

You should not change the columns from the downloaded data. You only need to add a column for team type when the race has multiple team classifications.

You can add other columns as well, such as bib number.

U	V	W	X	Y
AthleteID	DateCreated	DateUpdated	Bib Number	Team Type
ZIA*ACH5LDQUS	08/07/2024 22:32	08/07/2024 22:32	1	1
HAN*ACKG49PG5	07/26/2024 11:26	07/26/2024 11:26	2	1
ASH*ADARL3RCY	08/02/2024 14:59	08/02/2024 14:59	3	1
AVE*ADABQXVPY	08/02/2024 14:59	08/02/2024 14:59	4	1
GLO*AGYBJUUVX	08/07/2024 22:32	08/07/2024 22:32	5	1
MAD*AKET4NG37	07/31/2024 15:06	07/31/2024 15:06	6	1

When you import this CSV into RaceDay Scoring, be sure that the columns are mapped as shown.

External Reference ID	AthleteID
Race Team - Type	Team Type
Race Team	Team
Race Team Bib	
Race Team External Reference ID	TeamId
First *	FName
Last *	LName
Gender	Gender
DOB	BirthDate

Registration Event *	Event
Corral	
Checked In	
Giveaway	
Bib	Bib Number
Chip	
Chip 2	
Street Address	
City	City
State	State
Country	Country
School Year	Grade

After the data is imported, you will
see the athlete ID on the
Registration tab:

Other

Checked In ☐ Yes ☒ No

Giveaway

TFRRS ID

School Year

External Reference ID

After the data is imported, you will
see the athlete ID on the
Registration tab:

Other

Reg Group ID

Team Type

Reg Group Type

Event

Corral

Splash Message

External Reference ID

There is a specific report section dedicated to the MileSplit data export.

If you have any races within the meet that run boys and girls together, be sure to use this setting in the Scored Event Team settings:

Varsity Team Scoring

SAVE

Team Scoring Type

Aggregate

Use Cross Country Scoring

☒ Yes ☐ No

Separate Report Sections By Gender

☒ Yes ☐ No

☒ Female ☒ Male ☐ Non-Binary

Enable Tier-Two Scoring

☐ Yes ☒ No

Create a separate report for the MileSplit export.

Select the MileSplit section for every scored event where you have results you want reported.

In the case you have multiple team classes, you'll need to add a section for each team type.

If you have the team scoring setting for Separate Report Sections by Gender, a male and female section will be automatically created for you.

Varsity

- TEAM DETAIL
- DUAL MEET TEAM DETAIL
- TEAM SUMMARY
- DUAL MEET TEAM SUMMARY
- TEAM FINISHER LIST
- TFRRS
- MILESPLIT
- PRE RACE LIST
- TEAM ROSTERS
- ALL PARTICIPANTS
- AGE GROUP SECTION
- CLOSE FINISH



To produce the MileSplit export file, use this option.

The screenshot displays the MileSplit Reporting interface. At the top, there is a navigation bar with 'Report Types' and four sub-tabs: 'MAIN REPORTS', 'PROGRESS REPORTS', 'ALL SECTIONS', and 'OVERALL SECTIONS'. Below this, there is a list of report types: 'JV Finish List', 'MileSplit', 'Varsity Finish List', and 'Advanced Reporting Features'. Each report type has a corresponding row with 'QUICK PUBLISH SETTINGS', 'AUTO-SAVE SETTINGS', and an 'Export' dropdown menu. The 'Export' dropdown menu for the 'MileSplit' report type is open, showing a list of options: 'HTML', 'HTML Scroll', 'CSV', 'Text', 'PDF', 'Print', 'Athletic.NET', and 'MileSplit'. A red arrow points to the 'MileSplit' option in the dropdown menu.

Report Type	QUICK PUBLISH SETTINGS	AUTO-SAVE SETTINGS	Export	Actions
JV Finish List			Export ▼	Actions ▼
MileSplit			Export ▲ HTML HTML Scroll CSV Text PDF Print Athletic.NET MileSplit	Actions ▼
Varsity Finish List			Export ▼	Actions ▼
Advanced Reporting Features				

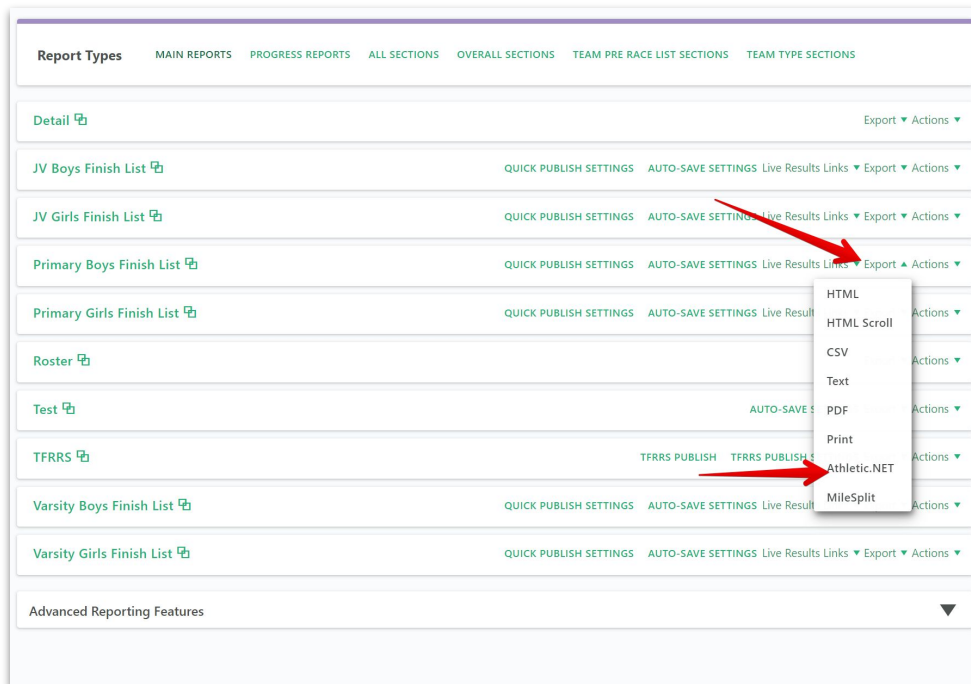
Athletic.NET Results

You can create an [Athletic.NET](#) Export file from any Team Finish List Report, which you can then upload to Athletic.NET.

Athletic.NET Export

Any Team Finish List Report can be exported to a format that [Athletic.NET](#) supports in their results upload function.

We do not support an integration with Athletic.LIVE at this time.



Close Finish Report

- Close Finish - if you want to check on close finishers to compare to your photo finish system.
- Can use Raw Reads > Swap Positions to swap the times between two runners to change the result of a close finish.

Close Finish Report

Finishers will be shown that finished within the following time of each other:

Duration (HH:MM:SS.sss)

0:00:01.000

SAVE

Go to Raw Reads > Select Reads to swap > Swap Reads to change position of two runners.

Close Finish

First Name Last Name Bib

PRINT EDIT

Men's 8K - Close Finishers

Name	Bib	Team Name	Clock Time	Finish Time of Day	Finish Delta
Li gen	484	MIT	24:58.00	11:24:40.0 AM	00:00.74
Je	508	Mount Union	24:58.74	11:24:40.7 AM	00:00.74
V	485	MIT	25:04.90	11:24:46.9 AM	00:00.18
A	234	George Fox	25:05.08	11:24:47.0 AM	00:00.18
V etti	591	RPI	25:05.99	11:24:47.9 AM	00:00.91
C rter	563	Pomona-Pitzer	25:09.81	11:24:51.8 AM	00:00.48
M chi	781	Vassar	25:10.29	11:24:52.2 AM	00:00.48
H rt	483	MIT	25:17.60	11:24:59.6 AM	00:00.92
N	866	Williams	25:18.52	11:25:00.5 AM	00:00.26
M ey	583	RPI	25:18.78	11:25:00.7 AM	00:00.06
M ouch	135	Claremont-Mudd-Scripps	25:18.84	11:25:00.8 AM	00:00.06
la gh	564	Pomona-Pitzer	25:24.67	11:25:06.6 AM	00:00.80
LI	651	St. John's (Minn.)	25:25.47	11:25:07.4 AM	00:00.38
R xal	85	Caltech	25:25.85	11:25:07.8 AM	00:00.38
L eim	562	Pomona-Pitzer	25:27.39	11:25:09.3 AM	00:00.17
O	134	Claremont-Mudd-Scripps	25:27.56	11:25:09.5 AM	00:00.17

2,217 Raw Reads

Filtered VIEW ALL

First Name Last Name Team Name

Chip Bib Timing Location Unused Reason

Streams

- Trident-F
- Trident-H
- REMOTE Trident-H
- REMOTE Trident-I
- REMOTE Trident-J

Filters

- Used
- Locked
- Ignored

EXPORT TO CSV

Add Raw Reads

*Values in italics come from the participant/group record.

SWAP POSITION DELETE SELECTED READS TOGGLE IGNORE READS FORCE SELECTED READS

Team Name	Participant Name	Bib	Read Bib	Read Chip	Date	Time	24 Hour Time	Used	Reason	Location	Other	Locked	Ignored	Action	Edit
	Lowell Herszen	484		000000000484	10/07/2023	11:04:40.03 AM	11:04:40.03	Yes		Men's 1 Mile	Device: REMOTE Trident-I				
	John Lucy	867		000000000867	10/07/2023	11:04:40.23 AM	11:04:40.23	Yes		Men's 1 Mile	Device: REMOTE Trident-I				
	Lucas Florsheim	562		000000000562	10/07/2023	11:04:40.31 AM	11:04:40.31	Yes		Men's 1 Mile	Device: REMOTE Trident-I				
	Jeff Joseph	508		000000000508	10/07/2023	11:04:40.32 AM	11:04:40.32	Yes		Men's 1 Mile	Device: REMOTE Trident-I				
	Vincent Giampetti	506		000000000506	10/07/2023	11:04:40.33 AM	11:04:40.33	Yes		Men's 1 Mile	Device: REMOTE Trident-I				
	Simon Hays	885		000000000885	10/07/2023	11:04:40.43 AM	11:04:40.43	Yes		Men's 1 Mile	Device: REMOTE Trident-I				
	Cameron Hafler	563		000000000563	10/07/2023	11:04:40.53 AM	11:04:40.53	Yes		Men's 1 Mile	Device: REMOTE Trident-I				
	Sam Acquistia	478		000000000478	10/07/2023	11:04:40.56 AM	11:04:40.56	Yes		Men's 1 Mile	Device: REMOTE Trident-I				

Streams

For Cross Country

- Decide on what your “Main” and “Backup” streams should be if using a backup system.
- Some Timers use **FinishLynx as their “Main”** and chip as “Backup” - to be used only if they were missed completely in the photo finish software.
 - This means that any data coming from FinishLynx will override data from the chip system. Usually, that’s what XC timers want.
- When setting up FinishLynx Stream, **make sure that start times are set on FL so that the times are adjusted properly when loaded into RDS.**
- FinishLynx Start Times can be mapped to Marker Reads in RDS.



Streams

For Cross Country

- If interested in learning more about FinishLynx integration, see these guides:
- [Set up a FinishLynx Stream : RaceDay Scoring \(rdscoring.com\)](https://rdscoring.com/guides/set-up-a-finishlynx-stream-raceday-scoring)
 - How to get times from a FinishLynx .lif file into RDS.
- [Setup FinishLynx Participant Data Auto-Saves \(ppl, evt, sch\) : RaceDay Scoring \(rdscoring.com\)](https://rdscoring.com/guides/setup-finishlynx-participant-data-auto-saves-ppl-evt-sch-raceday-scoring)
 - How to update FinishLynx with participant changes as a Race is ongoing.



Timing Locations

For Cross Country

- Many will create separate locations for each scored event that use the same stream, so they can use Time Filters to narrow down the valid reads for each race, but it's not required.
- If participants are not declared into events at the time of registration, you can use Data Actions to switch participants into their event based on reads at a given timing location.
- [Use Data Actions to Automatically Switch a Participants Event Based on Read Data : RaceDay Scoring \(rdscoring.com\)](#)
- Alternatively, you could set up Data Checks to do the same thing, but would not apply automatically, giving you a chance to spot check before the event transfers occur.



Timing Locations - Time Filters

Select a Race

Reads

Auto-Saves

RaceDay Hub

Data Issues: 0

Notifications: 53

GET HELP

Main Streams

Trident File FILE

Backup Streams

Select...

Finish & Split Point Read Settings

When do you want to begin collecting Finish or Split Times?

All Raw Reads collected **before** this time will be ignored and are not considered as potential Finish/Split Finish times.

All Raw Reads collected **after** this time will be considered as potential Finish/Split Finish times. We will use the **first time seen** for each Participant, and ignore any that occur after that.

Use the Additional Bib and Time Filters below if you wish to create a more specific time range.

Consider Finish/Split Finish Times after (earliest expected Finish/Split Time)

Note: Since v4, changes to Timing Location Filters are immediately applied to existing reads, so there is no more need to recalculate after making changes here.

Date

10/30/2021

Time of Day (HH:MM:SS.sss)

11:15:00.000 AM

SET TO CURRENT TIME

CLEAR

What is the maximum amount of times that each participant will cross over this Location during the race that you need to use for scoring?

Max Number of Occurrences

1

This will set the maximum number of occurrences expected for any Scored Events or Segments that use this Location to generate a time. Changing this value will not change which occurrences are used for different times. You will set up how each of these occurrences are used in the Scored Events and Segments setup screens.

Additional Bib & Time Filters

Accept Bibs Between

ADD ANOTHER RANGE

Accept Times Between

Date

10/30/2021

Time of Day (HH:MM:SS.sss)

11:15:00.000 AM

and

Date

10/30/2021

Time of Day (HH:MM:SS.sss)

12:24:00.000 AM

SET TO CURRENT TIME

CLEAR

ADD ANOTHER RANGE

Generate Test Reads and Replay Existing Raw Reads

CANCEL

SAVE

ET START TIMES

SCREEN

ents, and participants with bibs

Disqualified:

0 (0%)

Does Not Qualify:

0 (0%)

Edit Read Collection Time Filters

268

RAW READS

487 IGNORED READS

CLEAR

RECALC.

Unknown Reads

3

Reads By Location

0

WOMENS 6K FINISH

BY EVENT

OCC. #

Accepting Reads Starting at:
11:15:00am 10-30-2021

And accepting reads between:
11:15:00am 10-30-2021 and
12:24:00am 10-30-2021

41

MENS 8K FINISH

BY EVENT

OCC. #

Accepting Reads Starting at:
12:25:00pm 10-30-2021

Auto-Saves: 2

54

Importing Participants

For Cross Country

- Make sure that your spreadsheet has event and Team Name for each participant
- Can optionally include School Year, TFRRS ID
- **If no Team Type column is provided, we will let you map to an existing team type, or create a new one in the import.**

Map Teams to Team Types

There are some teams in your import that do not have an associated team type. Please choose a team type to use, or create new ones.

Alternatively, you can remove all teams and continue the import process.

Assign Mechanicsburg Area High School to:

Assign Red Land to:

[ADD NEW TEAM TYPES](#)

[REMOVE TEAMS AND CONTINUE](#)

[CONTINUE](#)

[CANCEL](#)





Do Not Score Team Setting

This is a feature that makes this Participant stay in the Team Finisher List Report, but not count against other Team Scores in that Report.

This is useful if there's an open team competing in the event, but you don't want those team members to impact scoring for other teams.

There is a shortcut on the Team itself to set/unset this status on all members of the Team.



Timing Locations - Time Filters

Select a Race ▼ RaceJoy ● Reads ●

RSU Team ID: 1615517

Basic

Team Name

Team Gender --- Select One --- ▼

Scoring

☐ Do not auto-fill Chip from Bib.

Team Bib

Chip

Chip 2

Status


☐ Did Not Start

☐ Did Not Finish

☐ Drop

☐ Disqualified

☐ Does Not Qualify

SET DO NOT SCORE 

Team Member Do Not Score

Update all team members Do Not Score State?

YES **NO**

Participant Information KEY SHORTCUTS

Bib #1: Test Person - Varsity Boys

RSU Reg ID: Not Synced

RDS Participant ID: 2537

Registration Event Varsity Boys ▼

REGISTRATION

Event

VARSITY BOYS

Status: Did Not Start

☒ Did Not Start

☒ Did Not Finish

☐ Drop

☐ Disqualified

☐ Does Not Qualify

☒ Do Not Score Remove from Team Aggregate Score. Applies to Cross Country Aggregate Scoring Only.

You can use DNQ to remove Participants from their Age Groups/Top Finisher Categories, but leave them in the Overall Reports.

Read & Time Controls

☐ Allow pre-gun reads

Results VIEW

Location

Listing

Primary Boys:

Varsity Boys:

Edits

Field



XC Features Coming soon!

- **Split Rosters by Gender automatically.**
- **Show non-finishers by default in Finish List Reports if you've added segments after having set up Team Scoring.**



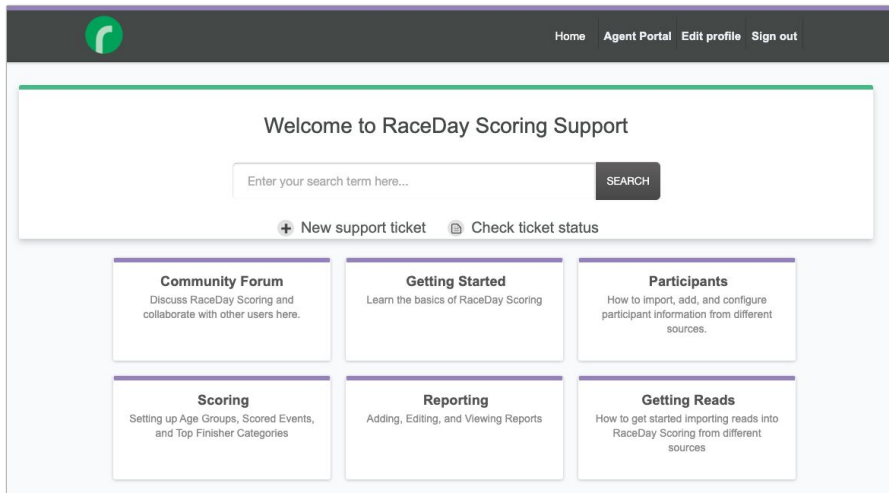
Thank You For Joining Us Today

Any questions?



How can I learn more?

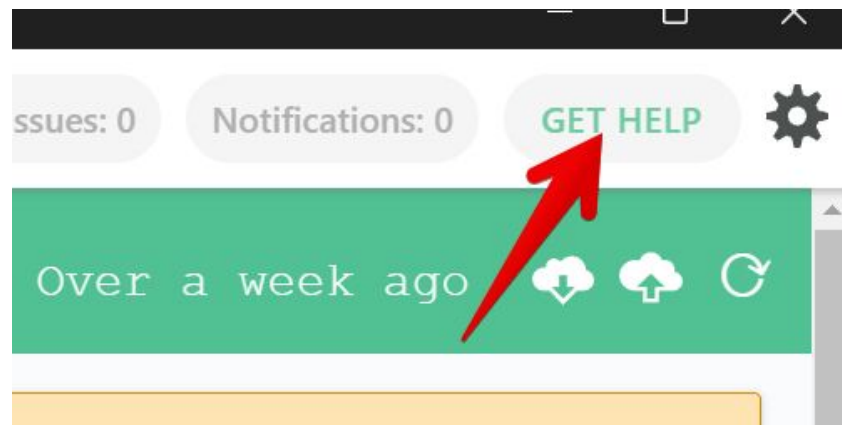
<http://help.rdscoreing.com/> is a great resource full of guides on getting started with RaceDay Scoring as well as more advanced topics.



Use the in-app Help!

This is the best way to reach our support team who is always ready to assist you with your setup questions.

Or email support
raceday@runsignup.com



Schedule a Demo with Soren



Schedule a one-on-one with Soren, our RaceDay Expert!

Soren is our training expert who can give you advice on best practices with RaceDay Scoring, or if you're just having trouble getting off the ground and don't know where to start.

It's helpful to have a specific race scenario picked out, or topics to discuss prepared beforehand. Please use this link to check on availability and book a time.

<https://calendly.com/rsu-race-day-tools>



Headline Goes Here Roboto Normal 40pt **Roboto Black 40pt**

Subtitle Goes Here • Roboto Italic 15pt



Section Title Goes Here

Subtitle Goes Here

- Section Title for Topic Number One
- Section Title for Topic Number Two
- Section Title for Topic Number Three
- Section Title for Topic Number Four
- Section Title for Topic Number Five





Hear From Our Customers

Jane Doe • Job Title Goes Here
Company Name Goes Here


**“Lorem ipsum dolor sit amet,
consectetur adipiscing elit. Mauris
nec arcu orci. Curabitur aliquet, felis id
varius sodales, odio turpis dignissim eros,
et ultricies purus erat non elit. Sed purus
magna, efficitur euismod est condimentum,
tincidunt eleifend odio. Phasellus sed dolor
quis est mattis facilisis in non tortor.
Pellentesque ex nibh, eleifend sed urna
et, mattis interdum diam.”**

Page Title Goes Here

Subtitle Goes Here

A couple of short sentences or bullet points about the displayed screenshot go here.

Limit the number of words for maximum retention.



Page Title Goes Here

Subtitle Goes Here

Content Label

Topic Title Goes Here:

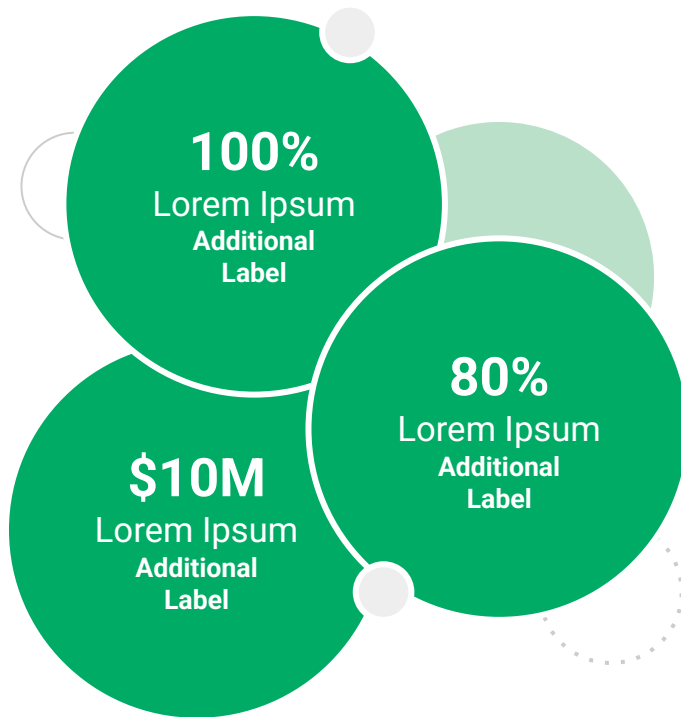
Month 00 • Lorem ipsum dolor sit amet

Month 00 • Lorem ipsum dolor sit amet

Month 00 • Lorem ipsum dolor sit amet

Month 00 • Lorem ipsum dolor sit amet

Month 00 • Lorem ipsum dolor sit amet



Page Title Goes Here

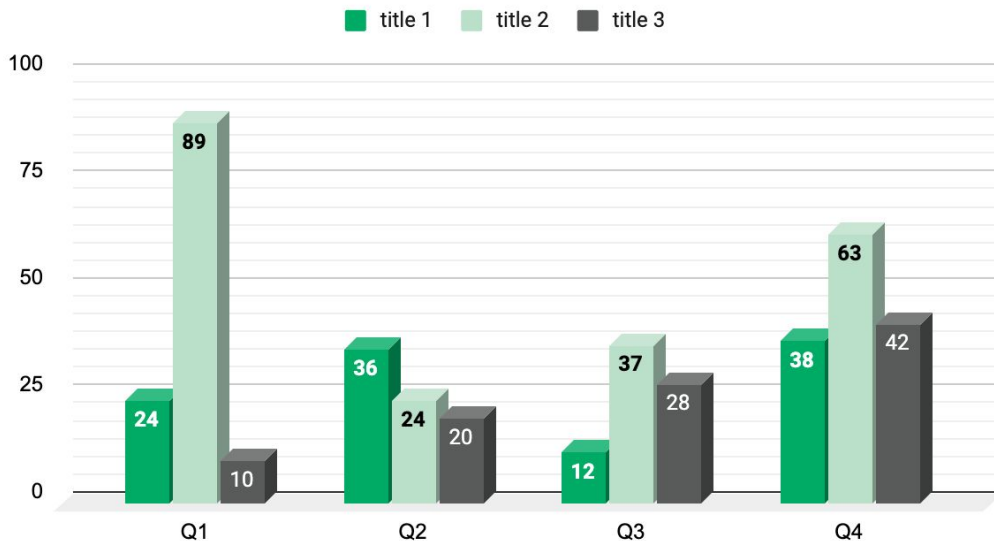
Subtitle Goes Here

Content Label

Topic Title Goes Here

- Lorem ipsum dolor sit amet, consectetur adipiscing elit.
- Lorem ipsum dolor sit amet

Graph Title Goes Here



Page Title Goes Here

Subtitle Goes Here

This layout is for use with two columns of text and no images or screenshots.

- This layout is best for content with short, bulleted list items
- Use as little text as possible
- Slides should be a visual aid to what you're saying

This layout is for use with two columns of text and no images or screenshots.

- This layout is best for content with short, bulleted list items
- Use as little text as possible
- Slides should be a visual aid to what you're saying

Page Title Goes Here

Subtitle Goes Here

This layout is for use with one column of text and no images or screenshots.

- This layout is best for content with short, bulleted list items
- Use as little text as possible
- Slides should be a visual aid to what you're saying



Thank You For Joining Us Today

For more information, visit us online at runsignup.com.



Graphic Elements For Use

*Use these graphics to create your own layouts
and add dynamic content to your pages*

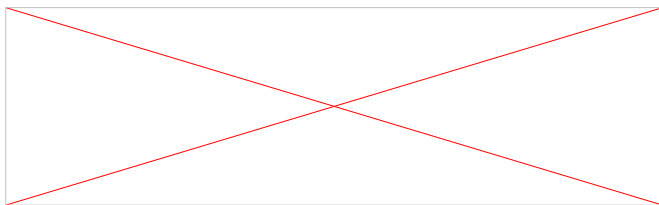
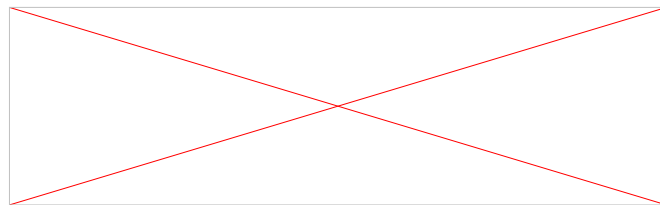
- New Logos
- Icons
- Stat Bubbles
- Basic Charts & Graphs
- Screenshot Photography
- Live Event Photography



Main Logos



RaceDay Suite Logos



General Icons



R DASHBOARD
LOCATION

R DASHBOARD
LOCATION

R SOLUTION

R SOLUTION

RaceDay Icons

Generic



Users • Customers • People



Payments



Swag Store



Endurance Events



RunSignup Icons

Generic



Users • Customers • People




Payments



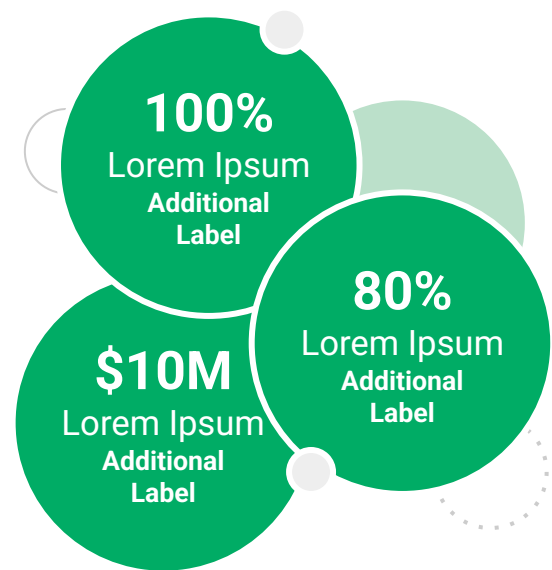
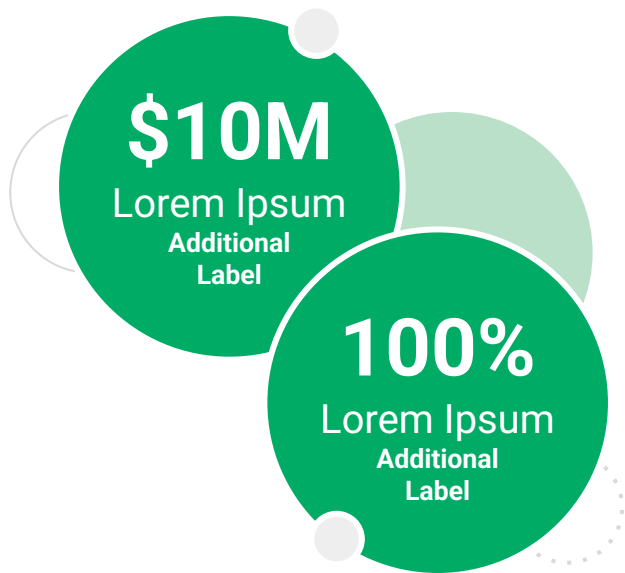
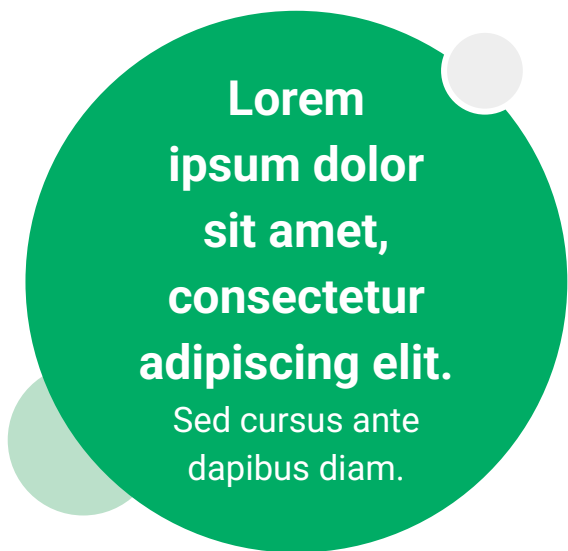
Swag Store



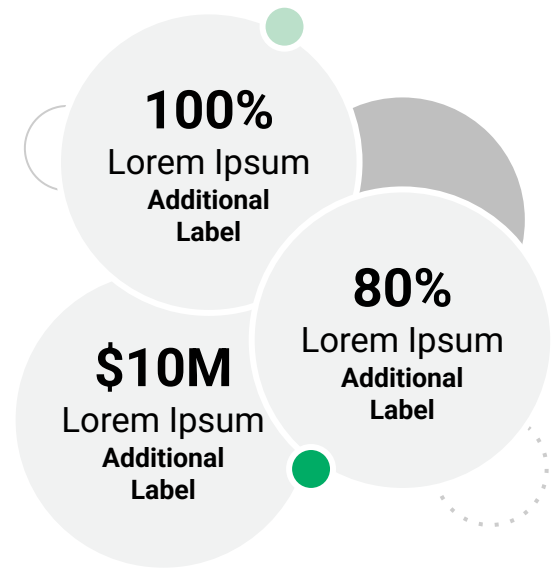
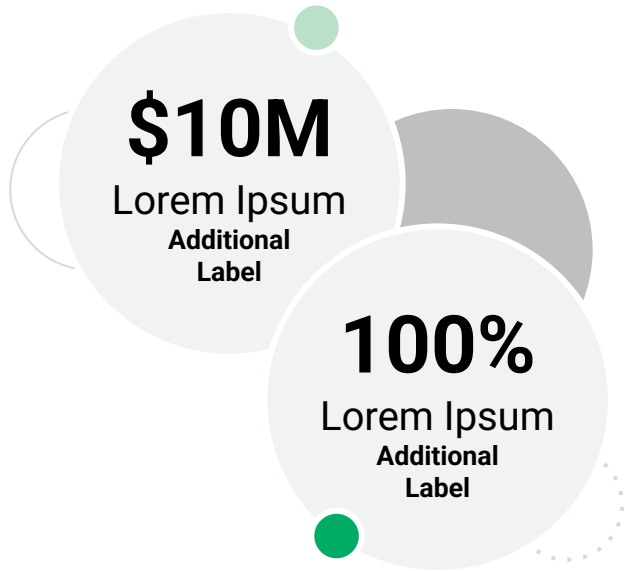
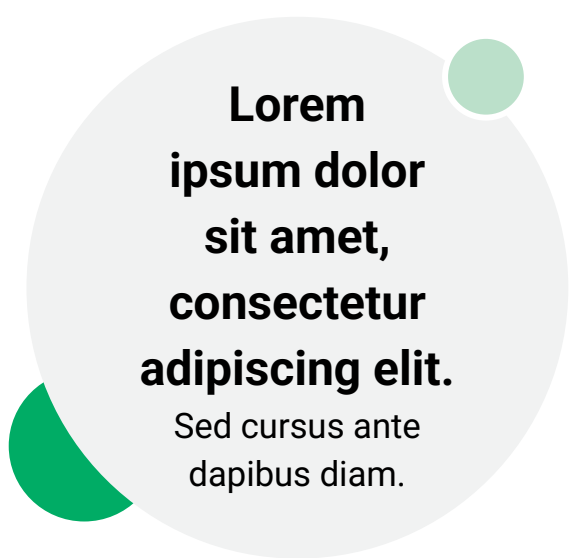
Endurance Events



Stat Bubbles



Stat Bubbles



Stat Bubbles

A large circular graphic with a solid grey outer ring and a dotted green inner ring. The text is centered within the circle. There are three decorative circles around it: a pink one at the top-left, a green one at the top-right, and a light green one at the bottom-left.

25.2%

**Lorem ipsum dolor sit
amet, consectetur
adipiscing elit.
Sed cursus ante
dapibus diam.**

A circular graphic with a solid purple outer ring and a dotted pink inner ring. The text is centered within the circle. There are three decorative circles around it: a pink one at the top-left, a green one at the top-right, and a light green one at the bottom-left.

25.2%

**Lorem ipsum dolor sit
amet, consectetur
adipiscing elit.
Sed cursus ante
dapibus diam.**

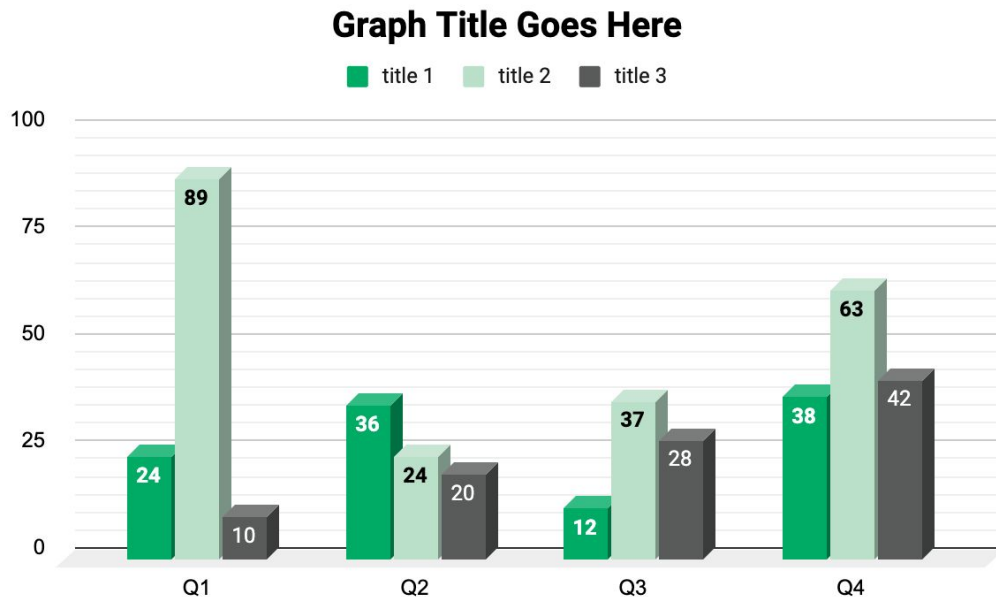
A circular graphic with a solid purple outer ring and a dotted pink inner ring. The text is centered within the circle. There are three decorative circles around it: a pink one at the top-left, a green one at the top-right, and a light green one at the bottom-left.

25.2%

**Lorem ipsum dolor sit
amet, consectetur
adipiscing elit.
Sed cursus ante
dapibus diam.**

Basic Charts & Graphs

Chart Title				
Section Title				
Data Title	Data Title	Data Title	Data Title	Data Title
XX	XX	XX	XX	XX
XX	XX	XX	XX	XX
XX	XX	XX	XX	XX
Section Title				
Data Title	Data Title	Data Title	Data Title	Data Title
XX	XX	XX	XX	XX
XX	XX	XX	XX	XX
XX	XX	XX	XX	XX




Screenshot Photography

*Use this layout to showcase product
screenshots for desktop*

To insert an image:

- Click on the icon on the laptop
- Select “Upload from computer”
- Click through to where your image file is located on your computer, select the file, and hit enter.




Screenshot Photography

*Use this layout to showcase product
screenshots for mobile*

To insert an image:

- Click on the icon on the mobile device
- Select “Upload from computer”
- Click through to where your image file is located on your computer, select the file, and hit enter.



Screenshot Photography

*Use this layout to showcase product
screenshots for desktop + mobile*

To insert an image:

- Click on the icon on the laptop
- Select “Upload from computer”
- Click through to where your image file is located on your computer, select the file, and hit enter.



Screenshot Photography

*Use these devices to
create your own layout(s)*



Live Photography

